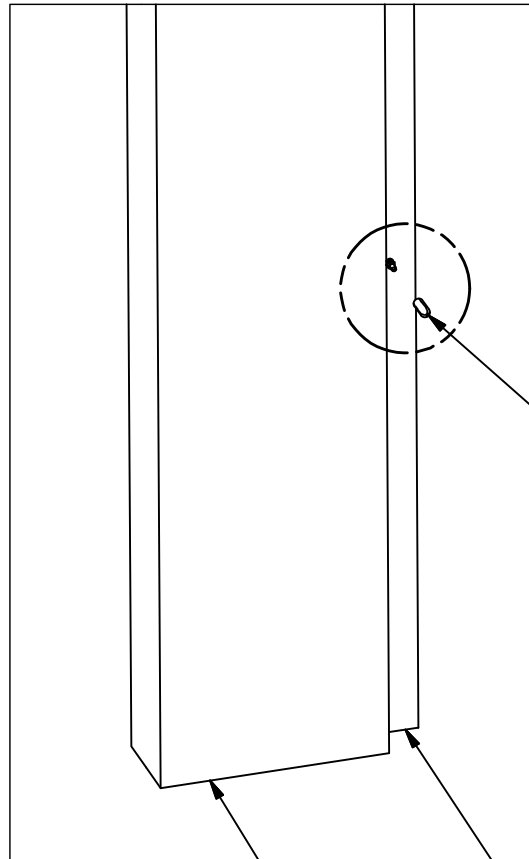


SoundScapes Blade

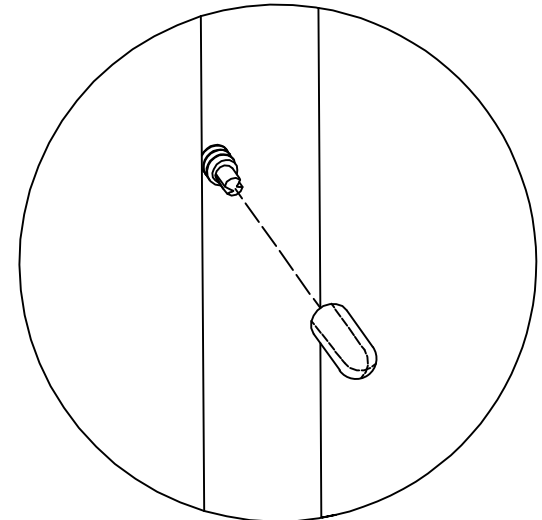
AXIOM Wall Molding



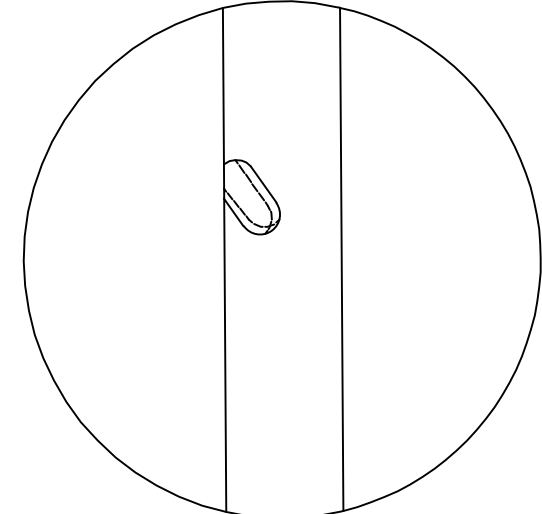
SoundScapes Blade

AXIOM Wall Molding

Screw Cap



SCALE 1 : 1



INSTALLED VIEW
SCALE 1 : 1

These drawings show typical conditions in which the Armstrong® product depicted is installed. They are not a substitute for an architect's or engineer's plan and do not reflect the unique requirements of local building codes, laws, statutes, ordinances, rules and regulations (Legal Requirements) that may be applicable for a particular installation.

Armstrong Ceiling Solutions does not warrant, and assumes no liability for the accuracy or completeness of the drawings for a particular installation or their fitness for a particular purpose.

The user is advised to consult with a duly licensed architect or engineer in the particular locale of the installation to assure compliance with all Legal Requirements. Armstrong is not licensed to provide professional architecture or engineering design services.

PROJECT NAME:

Installation Details for Direct Attachment to Walls

DWG. NO. 213897-07

REV: -

DATE: -

DATE: 9/15/2017

SCALE: 1 / 4

DESC.: -

DRAWN BY: RDHanuschak

CHK BY: -

TechLine

ARMSTRONG CEILING SOLUTIONS * Lancaster, PA * Phone: 877-ARMSTRONG

Armstrong®
CEILING SOLUTIONS