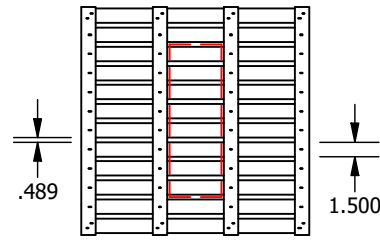


DOWNLIGHT INTEGRATION NOTES:

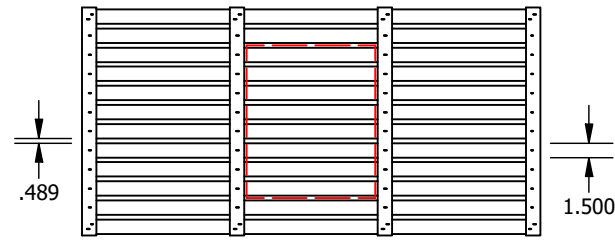
1. ALLOWABLE MODIFICATION ZONE NOTED WITH RED DASHED LINES
2. ONLY 1 LIGHT INSTALLED PER PANEL
3. 'ALLOWABLE MODIFICATION ZONES' BEGIN 1/4" FROM ANY BACKER (EXCEPT FOR BP6733F51L2T9, BP6733F51L2T5, & BP6723F51L2T9, THE CUT MAY NEED TO BE UNDER 1/4" FROM THE BACKER)
4. NO MORE THAN 5" CANTILEVER OF A TRIMMED SLAT FROM A BACKER
5. THE REVEAL FROM END OF MODIFIED SLATS TO THE LIGHT FIXTURE CAN BE NO CLOSER THAN 1/4"

ADDITIONAL NOTES FOR MICRO FIXTURES:

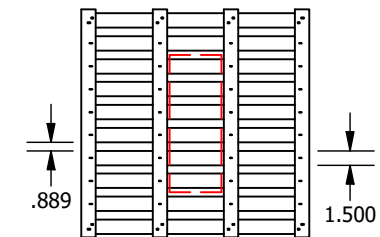
6. NO MODIFICATION IS NEEDED TO INSTALL THESE FIXTURES, ANY LOCATION IS AVAILABLE FOR INSTALLATION THAT DOES NOT INTERFERE WITH BACKERS, DOWELS, OR GRID



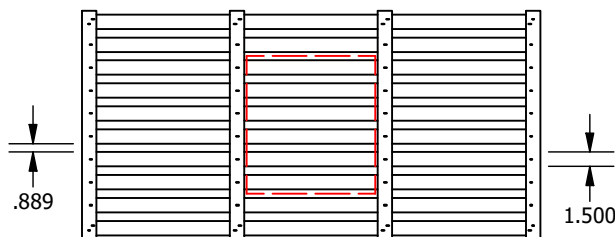
Suprafine 2x2 Horizontal - (12x) 1-1/2" Slats
BP6733F51L2T9 (1/2" Slat Depth - 7/16" Product Depth from Grid Face)
USAi Fixtures: BeveLED Mini for WoodWorks (Cut 2 Slats)
Micro for WoodWorks - Horizontal Slats (4 Cell Max - Cut 1 Slat)



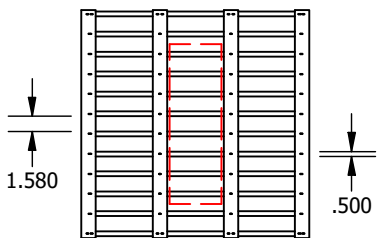
Suprafine 2x4 Horizontal - (12x) 1-1/2" Slats
BP6733F51L4T9 (1/2" Slat Depth - 7/16" Product Depth from Grid Face)
USAi Fixtures: BeveLED Mini for WoodWorks (Cut 2 Slats)
Micro for WoodWorks - Horizontal Slats (8 Cell Max - Cut 1 Slat)



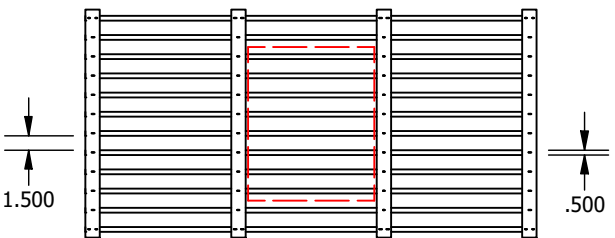
Prelude 2x2 Horizontal - (10x) 1-1/2" Slats
BP6733F51L2T5 (1/2" Slat Depth - 7/16" Product Depth from Grid Face)
USAi Fixtures: BeveLED Mini for WoodWorks (Cut 2 Slats)
Micro for WoodWorks - Horizontal Slats (4 Cell Max - Cut 1 Slat)



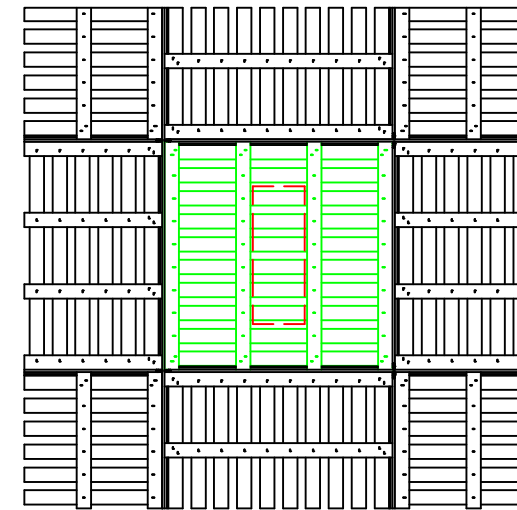
Prelude 2x4 Horizontal - (10x) 1-1/2" Slats
BP6733F51L4T5 (1/2" Slat Depth - 7/16" Product Depth from Grid Face)
USAi Fixtures: BeveLED Mini for WoodWorks (Cut 2 Slats)
Micro for WoodWorks - Horizontal Slats (8 Cell Max - Cut 1 Slat)




Suprafine 2x2 Vertical - (12x) 1/2" Slats
BP6723F51L2T9 (1-1/2" Slat Depth - 1-7/16" Product Depth from Grid Face)
USAi Fixture: Micro for WoodWorks - Vertical Slats (4 Cell Max - Insert Between Slats)



Prelude 2x4 Vertical - (12x) 1/2" Slats
BP6723F51L4T5 (1-1/2" Slat Depth - 1-7/16" Product Depth from Grid Face)
USAi Fixture: Micro for WoodWorks - Vertical Slats (8 Cell Max - Insert Between Slats)



BP6733F51L2T5 on 2x2 Grid - Installed View
WW GRILLE TEGULAR GRID BUILD:
2x2: MB 4' OC / 4' XT 2' OC / 2' XT BISECT 4' XT



BP6733F51L4T5 on 2x4 Grid - Installed View
WW GRILLE TEGULAR GRID BUILD:
2x4 OPTION 1: MB 4' OC / 4' XT 4' OC / 4' XT BISECT 4' XT
2x4 OPTION 2: MB 4' OC / 4' XT 2' OC



WOODWORKS GRILLE TEGULAR AND LINEAR TEGULAR
TYPICAL DOWNLIGHT INTEGRATION DETAILS

DRAWN BY: RDH DATE: 1/9/2023 PD

These drawings show typical conditions which the Armstrong products depicted are installed. They are not a substitute for an architect's or engineer's plan and do not reflect the unique requirements of local building codes, laws, statutes, ordinances, rules and regulations (Legal Requirements) that may be applicable for a particular installation. Armstrong does not warrant, and assumes no liability for the accuracy or completeness of the drawings for a particular installation or their fitness for a particular purpose. The user is advised to consult with a duly licensed architect or engineer in the particular locale of the installation to assure compliance with all legal requirements. Armstrong is not licensed to provide professional architecture or engineering design services.