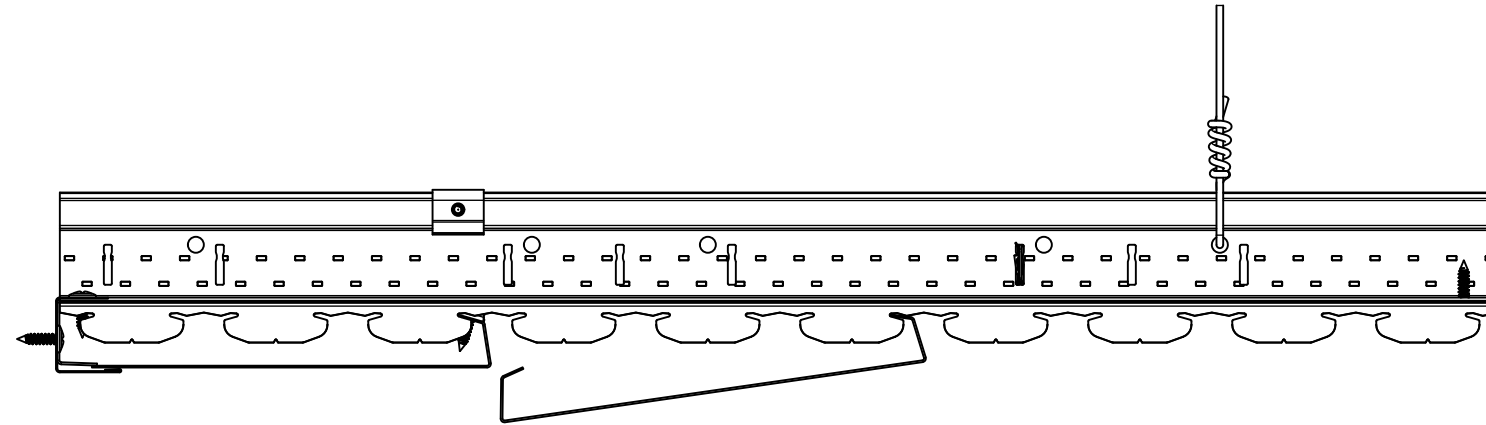
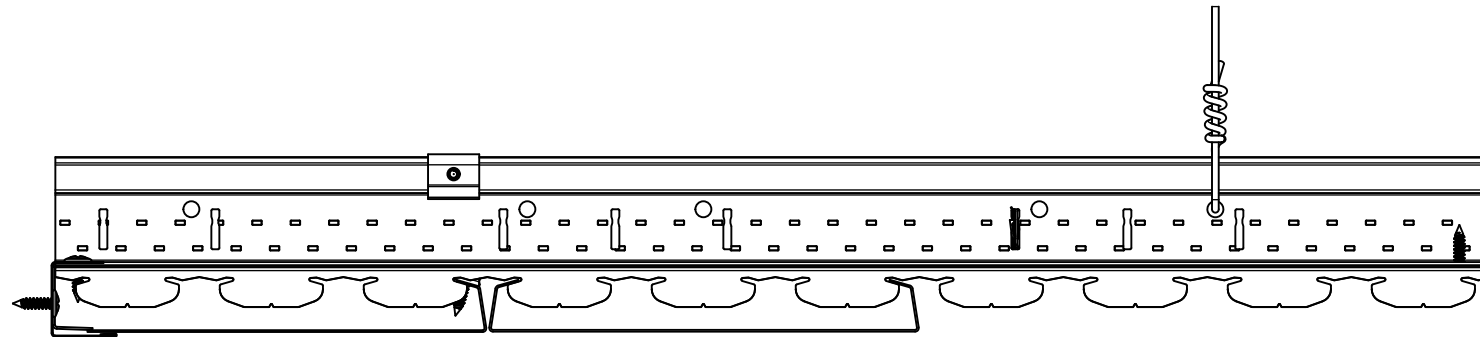


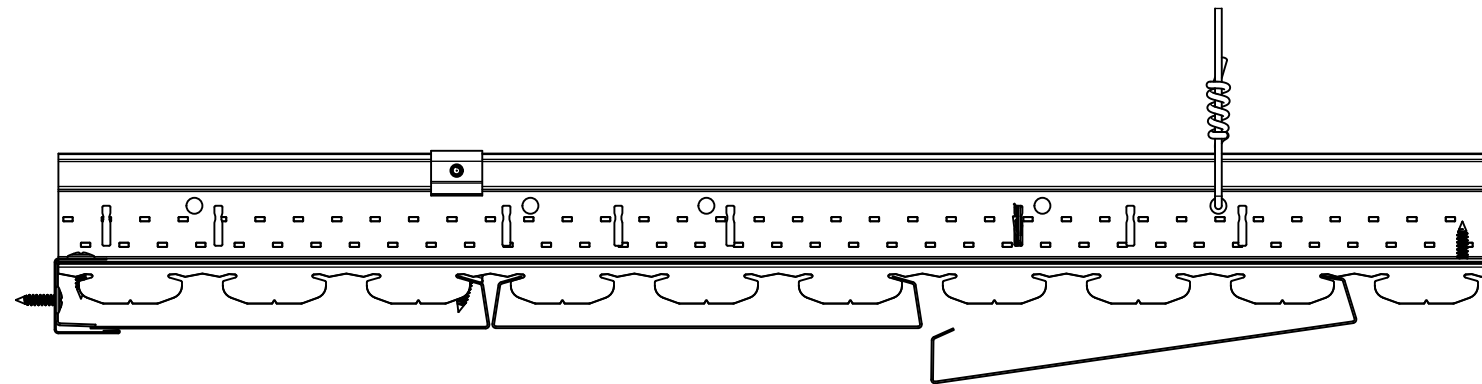
INSTALLING FULL WIDTH SYNCHRO PANEL - FRONT VIEW
SCALE 1 / 3



FIRST FIELD ROWS - INSTALLED SYNCHRO PANELS
SCALE 1 / 3



INSTALLING SYNCHRO FIELD PANELS
SCALE 1 / 3



Armstrong[®]
World Industries

MW LINEAR SYNCHRO
FIELD PLANK INSTALLATION STEPS

DRAWN BY: DJS DATE: 4/18/2024 PD

These drawings show typical conditions which the Armstrong products depicted are installed. They are not a substitute for an architect's or engineer's plan and do not reflect the unique requirements of local building codes, laws, statutes, ordinances, rules and regulations (Legal Requirements) that may be applicable for a particular installation. Armstrong does not warrant, and assumes no liability for the accuracy or completeness of the drawings for a particular installation or their fitness for a particular purpose. The user is advised to consult with a duly licensed architect or engineer in the particular locale of the installation to assure compliance with all legal requirements. Armstrong is not licensed to provide professional architecture or engineering design services.