










	Quantity	Item #	Length	Description
	4	Prelude #7301	9'-11 7/8"	Main Beam
	22	Prelude #XL8320	2'	Cross Tee
	3	SH10	10'	Axiom Support Hanger
	4	AX2VSTRWH	4'-6"	2" Axiom Vector
	4	AX2VSTRWH	5'-6 9/16"	2" Axiom Vector
	4	AX4SPICEB	-	Axiom Splice Plate
	4	AXSPICE	-	Axiom Splice Plate
	16	AXCCLT	-	Perimeter Trim Clip
	36	STAC	-	Single Tee Adapter Clip
	4	Panels Order through Armstrong @ 1.877.276.7876	-	1 x 2 Vector Panels
	23	Panels Order through Armstrong @ 1.877.276.7876	-	2 x 2 Vector Panels
	9	AC1210	-	Aircraft Cable
	9	ACHC	-	Aircraft Cable Hardware

These drawings show typical conditions in which the Armstrong product depicted is installed. They are not a substitute for an architect's or engineer's plan and do not reflect the unique requirements of local building codes, laws, statutes, ordinances, rules and regulations (Legal Requirements) that may be applicable for a particular installation.

Armstrong does not warrant, and assumes no liability for the accuracy or completeness of the drawings for a particular installation or their fitness for a particular purpose.

The user is advised to consult with a duly licensed architect or engineer in the particular locale of the installation to assure compliance with all Legal Requirements.

Armstrong is not licensed to provide professional architecture or engineering design services.

PROJECT NAME: **FORMATIONS 10' x 10'**
Vector 2", Staggered 1' x 2' & 2' x 2' Vector

DWG. NO. 1010V2A1222V

REV: . DATE: .

DATE: 9/18/13

SCALE:

DESC.: .

DRAWN BY: MSS

CHK BY:

.
.