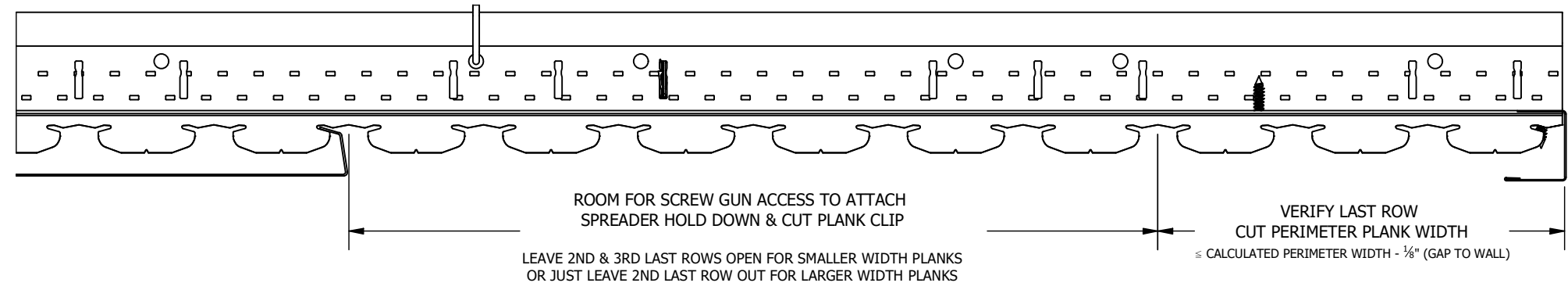
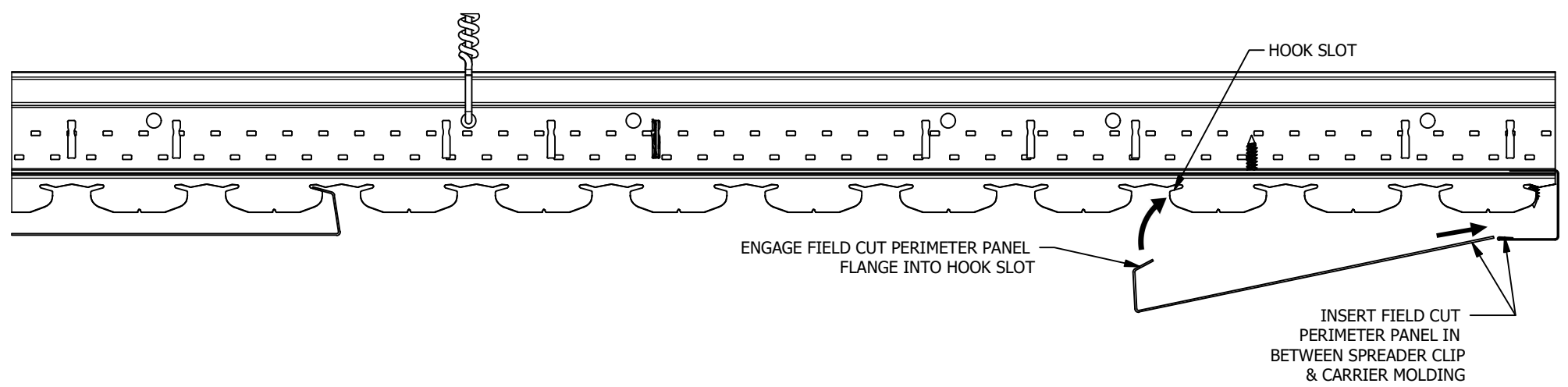


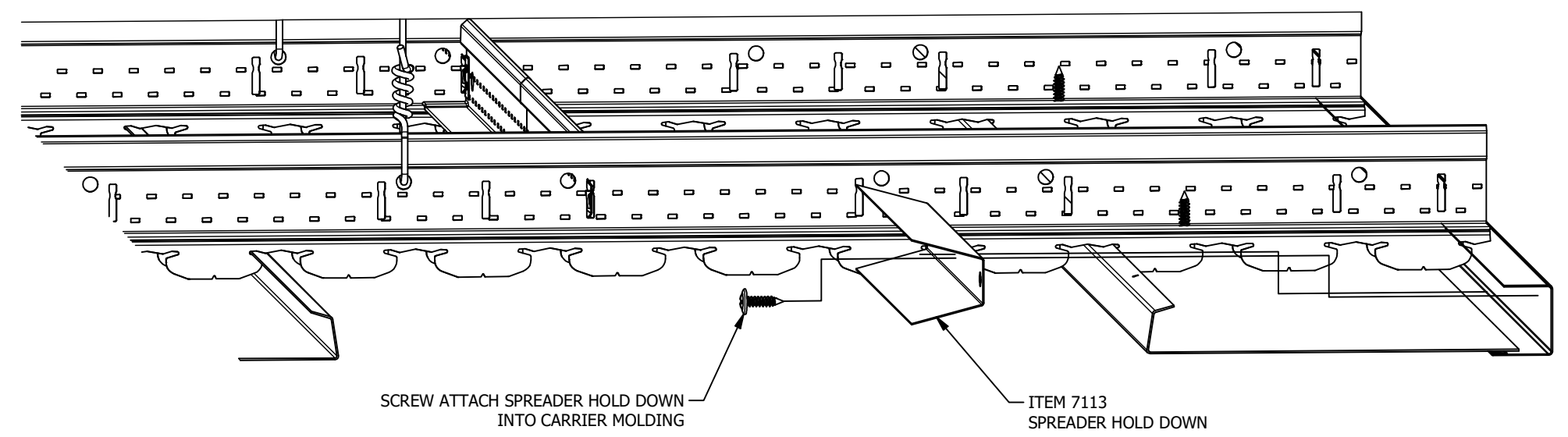
INSTALLING SYNCHRO LAST PERIMETER FIELD CUT ROWS
SCALE 1 / 2.5



INSTALLING LAST ROW OF SYNCHRO FIELD CUT PANELS
SCALE 1 / 2.5



INSTALLATION SYNCHRO PANELS LAST ROW, SPREADER HOLD DOWN
SCALE 1 / 2.5



<p>Armstrong[®] World Industries</p>	<p>MW LINEAR SYNCHRO LAST PERIMETER ROW INSTALLATION & CUT PANEL BRACKET</p>	<p>DRAWN BY: DJS</p>	<p>DATE: 6/20/2024</p>	<p>PD</p>
<p><small>These drawings show typical conditions which the Armstrong products depicted are installed. They are not a substitute for an architect's or engineer's plan and do not reflect the unique requirements of local building codes, laws, statutes, ordinances, rules and regulations (Legal Requirements) that may be applicable for a particular installation. Armstrong does not warrant, and assumes no liability for the accuracy or completeness of the drawings for a particular installation or their fitness for a particular purpose. The user is advised to consult with a duly licensed architect or engineer in the particular locale of the installation to assure compliance with all legal requirements. Armstrong is not licensed to provide professional architecture or engineering design services.</small></p>				