













	Quantity	Item #	Length	Description
	2	Prelude #7301	6'-2 15/16"	Main Beam
	2	Prelude #7301	5'-8 15/16"	Main Beam
	6	Prelude #XL8320	2'	Cross Tee
	3	SH6	6'	Axlom Support Hanger
	2	AX2VSTRWH	4'-6"	2" Axlom Vector
	2	AX2VSTRWH	7'-6 9/16"	2" Axlom Vector
	2	AX2VSTRWH	6'-0 9/16"	2" Axlom Vector
	2	AX4SPLICEB	-	Axlom Splice Plate
	4	AXSPLICE	-	Axlom Splice Plate
	8	AXCCLT	-	Perimeter Trim Clip
	6	AXCCLTSB	-	Axlom to Strongback Clip
	3	XTAC		Cross Tee Adapter Clip
	9	Panels Order through Armstrong @ 1.877.276.7876	-	2'x4' Vector Panels
	6	AC1210	-	Aircraft Cable
	6	ACHC	-	Aircraft Cable Hardware

These drawings show typical conditions in which the Armstrong product depicted is installed. They are not a substitute for an architect's or engineer's plan and do not reflect the unique requirements of local building codes, laws, statutes, ordinances, rules and regulations (Legal Requirements) that may be applicable for a particular installation.

Armstrong does not warrant, and assumes no liability for the accuracy or completeness of the drawings for a particular installation or their fitness for a particular purpose. The user is advised to consult with a duly licensed architect or engineer in the particular locale of the installation to assure compliance with all Legal Requirements.

Armstrong is not licensed to provide professional architecture or engineering design services.

PROJECT NAME:

FORMATIONS 12' x 6'
Vector 2", Planks, 2' x 4' Vector

DWG. NO. 1206V2P24V - parts

REV: .

DATE: .

DATE: 10/04/13

SCALE:

DESC.: .

DRAWN BY: DRA

CHK BY:

.

TechLine

ARMSTRONG CEILING SYSTEMS * ARMSTRONG WORLD INDUSTRIES, INC. * Lancaster, PA * Phone: 877-ARMSTRONG

Armstrong