

STEEL TRANSITION MOLDING MASTER SHEET

SHEET #	DETAIL #	DRAWING
4	A-F010-MS-01	TRANSITION DETAILS WITH STUD
5	A-F010-MS-02	TRANSITION DETAILS WITH STUD
6	A-F010-MS-03	TRANSITION DETAILS WITH DRYWALL UPTURN
7	A-F010-MS-04	TRANSITION DETAILS WITH DRYWALL UPTURN
8	A-F010-MS-05	TRANSITION DETAILS
9	A-F010-MS-06	TRANSITION DETAILS
10	A-F010-MS-07	"F" TRANSITION DETAILS
11	A-F010-DD-01	TRADITION FRAMING COMPARISON
12	A-F010-DD-02	7901 TRANSITION MOLDING WITH STUD
13	A-F010-DD-03	7902 TRANSITION MOLDING WITH STUD
14	A-F010-DD-04	7903 TRANSITION MOLDING WITH STUD
15	A-F010-DD-05	7904 TRANSITION MOLDING WITH STUD
16	A-F010-DD-06	7905 TRANSITION MOLDING WITH STUD
17	A-F010-DD-07	7907 TRANSITION MOLDING WITH STUD
18	A-F010-DD-08	7908 TRANSITION MOLDING WITH STUD
19	A-F010-DD-09	7909 TRANSITION MOLDING WITH STUD
20	A-F010-DD-10	7910 TRANSITION MOLDING WITH STUD
21	A-F010-DD-11	7911 TRANSITION MOLDING WITH STUD
22	A-F010-DD-12	7912 TRANSITION MOLDING WITH STUD
23	A-F010-DD-13	7901 TRANSITION MOLDING WITH DRYWALL UPTURN
24	A-F010-DD-14	7902 TRANSITION MOLDING WITH DRYWALL UPTURN

These drawings show typical conditions in which the Armstrong product depicted is installed. They are not a substitute for an architect's or engineer's plan and do not reflect the unique requirements of local building codes, laws, statutes, ordinances, rules and regulations (Legal Requirements) that may be applicable for a particular installation.

Armstrong does not warrant, and assumes no liability for the accuracy or completeness of the drawings for a particular installation or their fitness for a particular purpose. The user is advised to consult with a duly licensed architect or engineer in the particular locale of the installation to assure compliance with all Legal Requirements.

Armstrong is not licensed to provide professional architecture or engineering design services.

PROJECT NAME: STEEL TRANSITION MOLDING MASTER SHEET		REV: .	DATE: .
DWG. NO. A-F010-MS-00		SCALE: .	DESC.: .
DATE: 1/31/25	DRAWN BY: DAG	CHK BY: .	



CEILING & WALL SOLUTIONS * ARMSTRONG WORLD INDUSTRIES, INC. * Lancaster, PA * Phone: 877-ARMSTRONG



STEEL TRANSITION MOLDING MASTER SHEET

SHEET #	DETAIL #	DRAWING
25	A-F010-DD-15	7903 TRANSITION MOLDING WITH DRYWALL UPTURN
26	A-F010-DD-16	7904 TRANSITION MOLDING WITH DRYWALL UPTURN
27	A-F010-DD-17	7905 TRANSITION MOLDING WITH DRYWALL UPTURN
28	A-F010-DD-18	7907 TRANSITION MOLDING WITH DRYWALL UPTURN
29	A-F010-DD-19	7908 TRANSITION MOLDING WITH DRYWALL UPTURN
30	A-F010-DD-20	7909 TRANSITION MOLDING WITH DRYWALL UPTURN
31	A-F010-DD-21	79010 TRANSITION MOLDING WITH DRYWALL UPTURN
32	A-F010-DD-22	7911 TRANSITION MOLDING WITH DRYWALL UPTURN
33	A-F010-DD-23	7912 TRANSITION MOLDING WITH DRYWALL UPTURN
34	A-F010-DD-24	7901 TRANSITION MOLDING
35	A-F010-DD-25	7902 TRANSITION MOLDING
36	A-F010-DD-26	7903 TRANSITION MOLDING
37	A-F010-DD-27	7904 TRANSITION MOLDING
38	A-F010-DD-28	7905 TRANSITION MOLDING
39	A-F010-DD-29	7907 TRANSITION MOLDING
40	A-F010-DD-30	7908 TRANSITION MOLDING
41	A-F010-DD-31	7909 TRANSITION MOLDING
42	A-F010-DD-32	7910 TRANSITION MOLDING
43	A-F010-DD-33	7911 TRANSITION MOLDING
44	A-F010-DD-34	7912 TRANSITION MOLDING
45	A-F010-DD-35	STUD DROP TRANSITION COMPARISON

These drawings show typical conditions in which the Armstrong product depicted is installed. They are not a substitute for an architect's or engineer's plan and do not reflect the unique requirements of local building codes, laws, statutes, ordinances, rules and regulations (Legal Requirements) that may be applicable for a particular installation.

Armstrong does not warrant, and assumes no liability for the accuracy or completeness of the drawings for a particular installation or their fitness for a particular purpose. The user is advised to consult with a duly licensed architect or engineer in the particular locale of the installation to assure compliance with all Legal Requirements.

Armstrong is not licensed to provide professional architecture or engineering design services.

PROJECT NAME:		STEEL TRANSITION MOLDING MASTER SHEET	
DWG. NO. A-F010-MS-00		REV: .	DATE: .
DATE: 1/31/25	SCALE: .	DESC.: .	
DRAWN BY: DAG	CHK BY: .		



CEILING & WALL SOLUTIONS * ARMSTRONG WORLD INDUSTRIES, INC. * Lancaster, PA * Phone: 877-ARMSTRONG



STEEL TRANSITION MOLDING MASTER SHEET

SHEET #	DETAIL #	DRAWING
46	A-F010-DD-36	7906 "F" TRANSITION MOLDING
47	A-F010-DD-37	7913 "F" TRANSITION MOLDING
48	A-F010-DD-38	7914 "F" TRANSITION MOLDING

These drawings show typical conditions in which the Armstrong product depicted is installed. They are not a substitute for an architect's or engineer's plan and do not reflect the unique requirements of local building codes, laws, statutes, ordinances, rules and regulations (Legal Requirements) that may be applicable for a particular installation.

Armstrong does not warrant, and assumes no liability for the accuracy or completeness of the drawings for a particular installation or their fitness for a particular purpose. The user is advised to consult with a duly licensed architect or engineer in the particular locale of the installation to assure compliance with all Legal Requirements.

Armstrong is not licensed to provide professional architecture or engineering design services.

PROJECT NAME:

**STEEL TRANSITION
MOLDING MASTER SHEET**

DWG. NO. **A-F010-MS-00**

REV: .

DATE: .

DATE: **1/31/25**

SCALE: .

DESC.: .

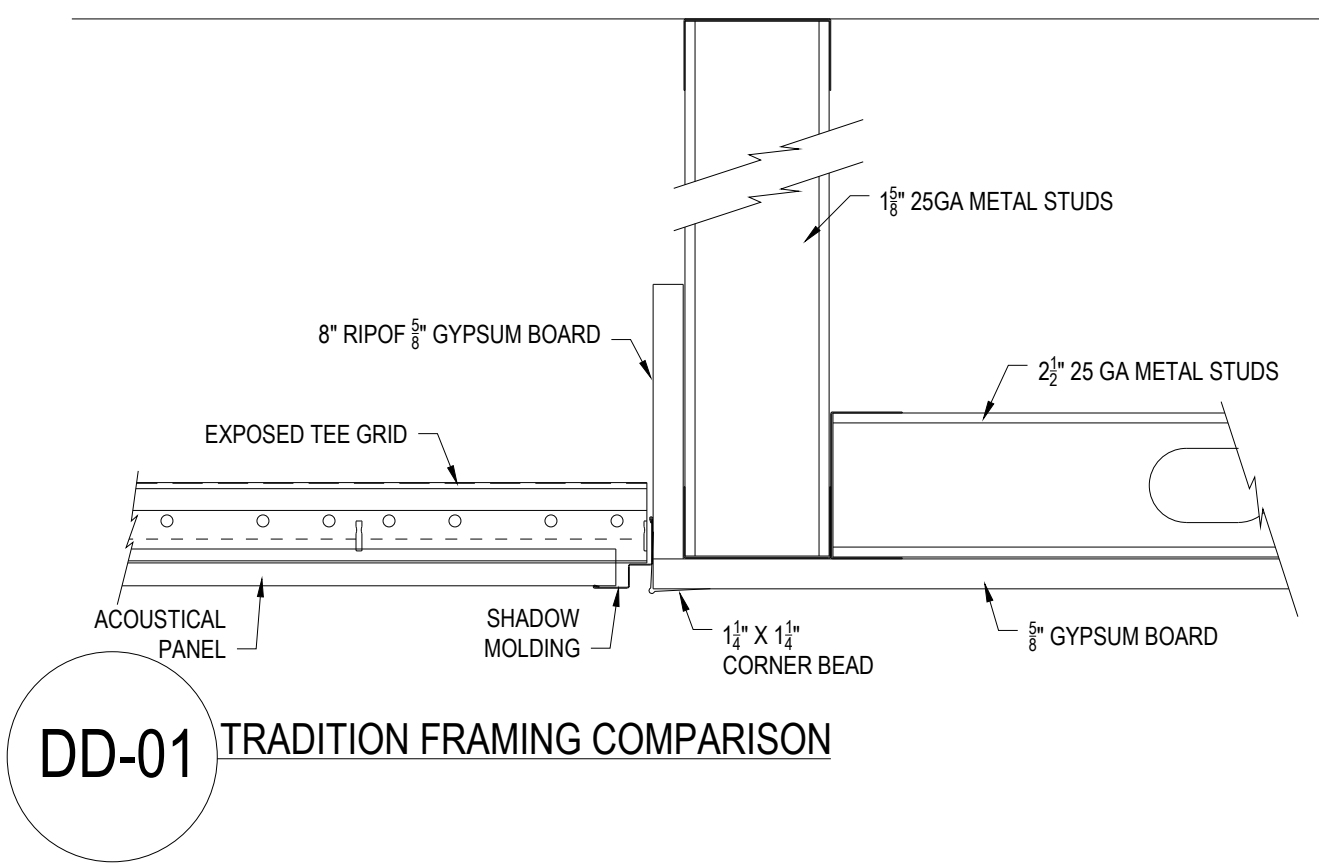
DRAWN BY: **DAG**

CHK BY: .

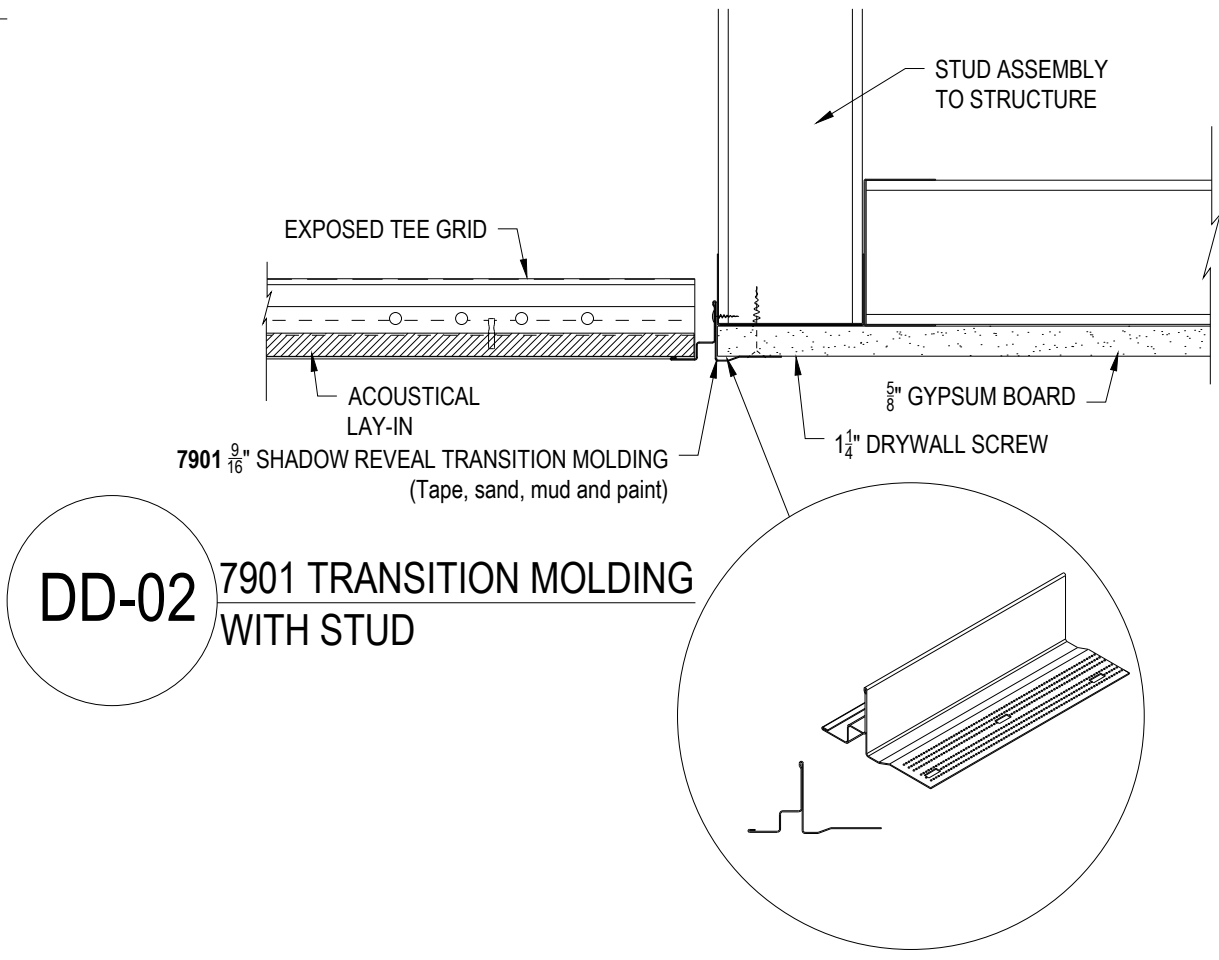


CEILING & WALL SOLUTIONS * ARMSTRONG WORLD INDUSTRIES, INC. * Lancaster, PA * Phone: 877-ARMSTRONG

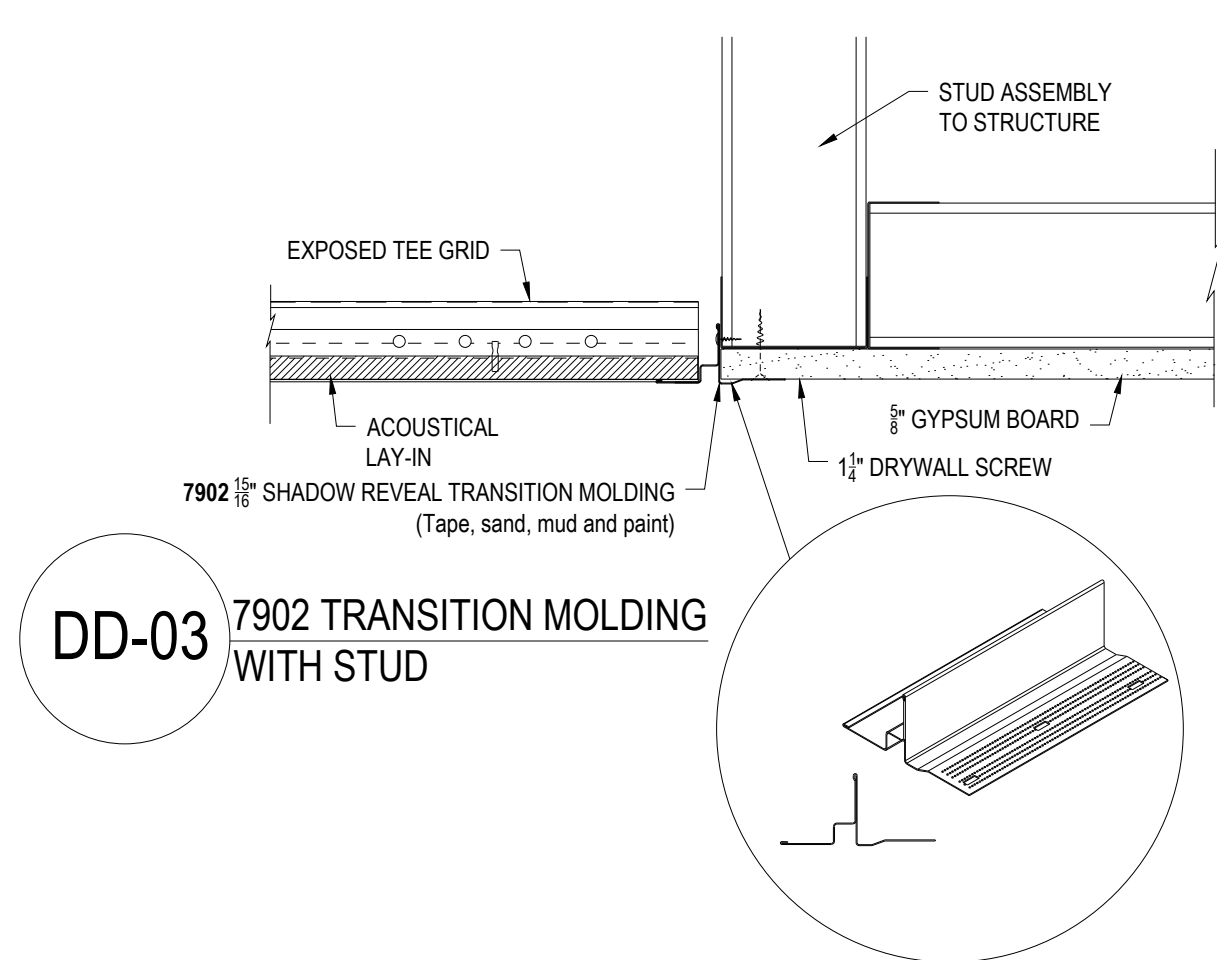




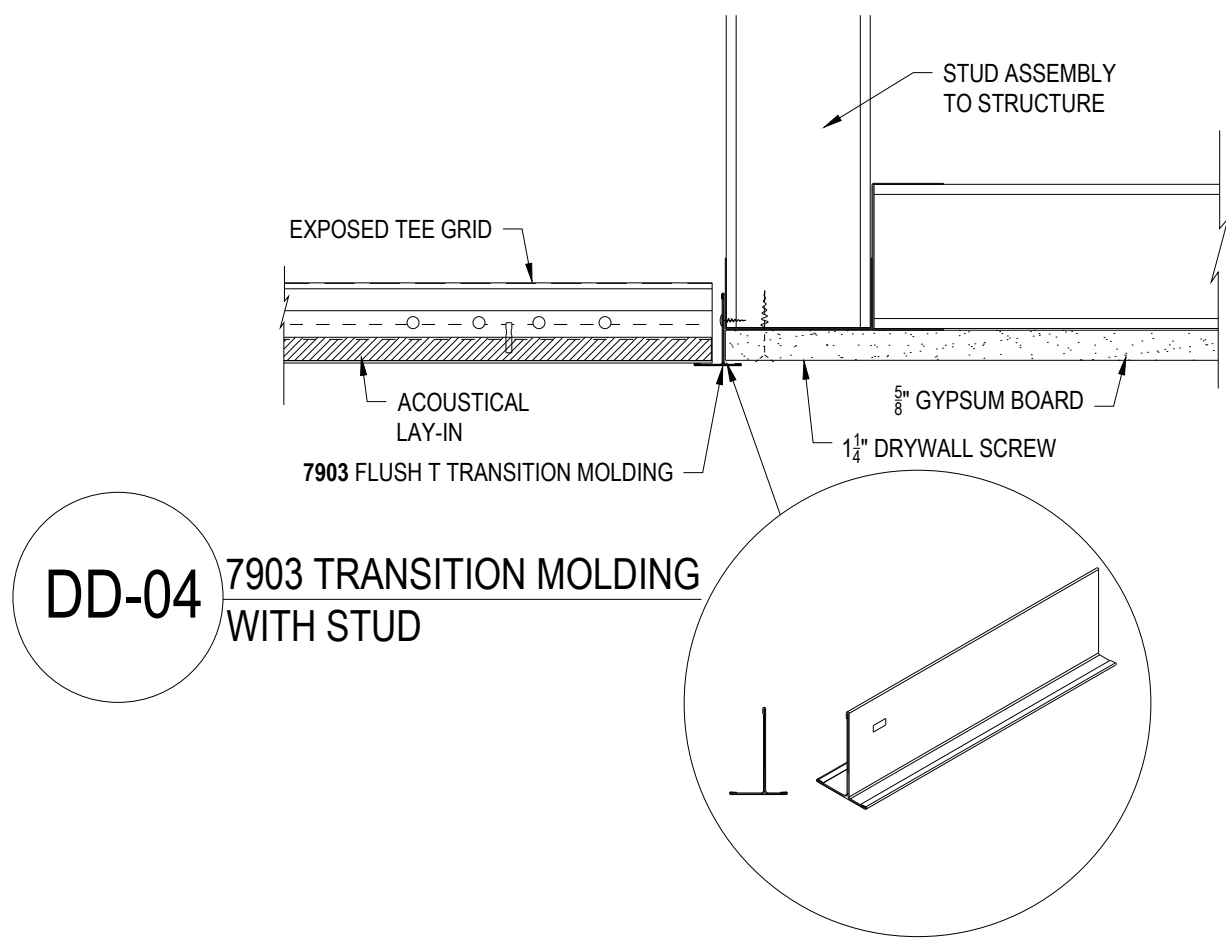
DD-01 TRADITION FRAMING COMPARISON



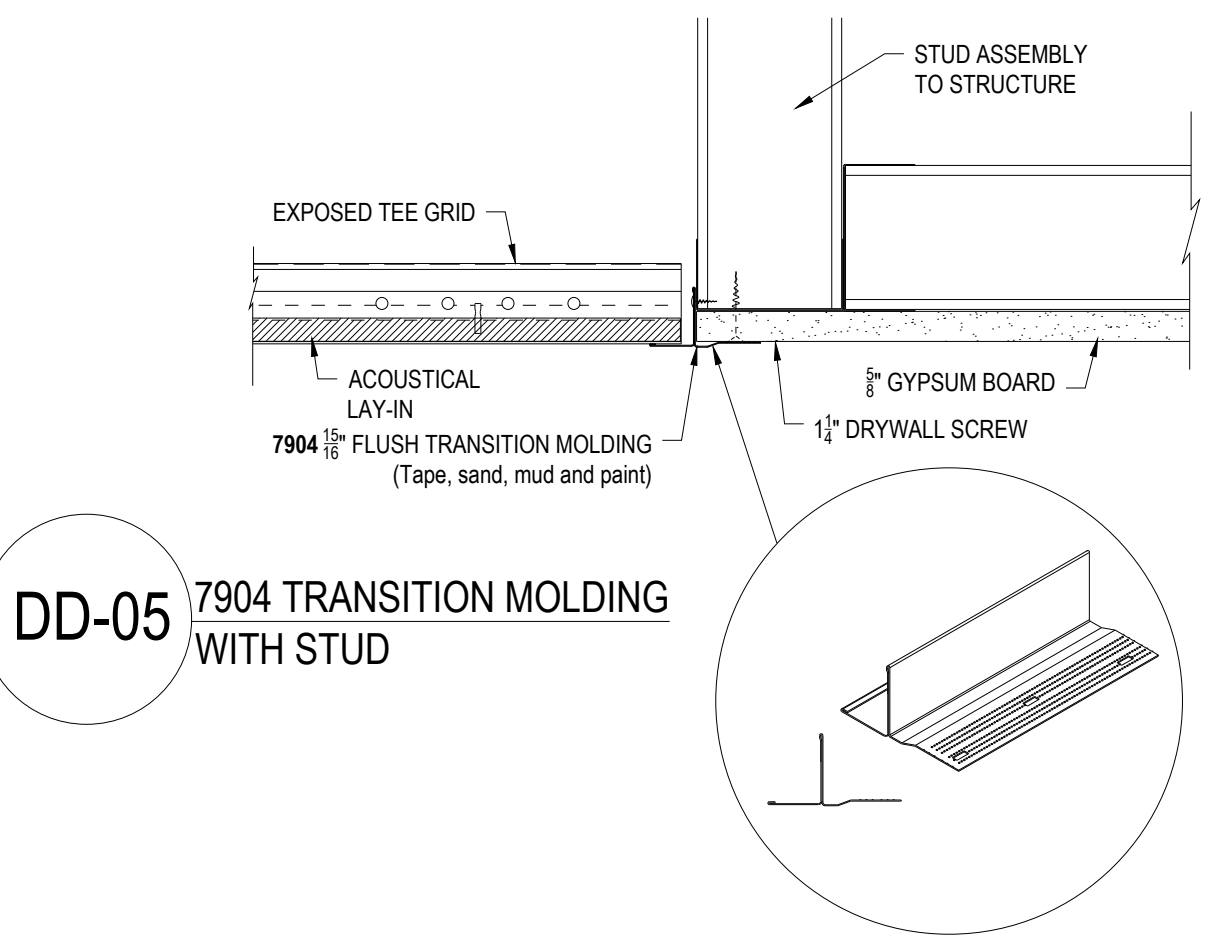
DD-02 7901 TRANSITION MOLDING WITH STUD



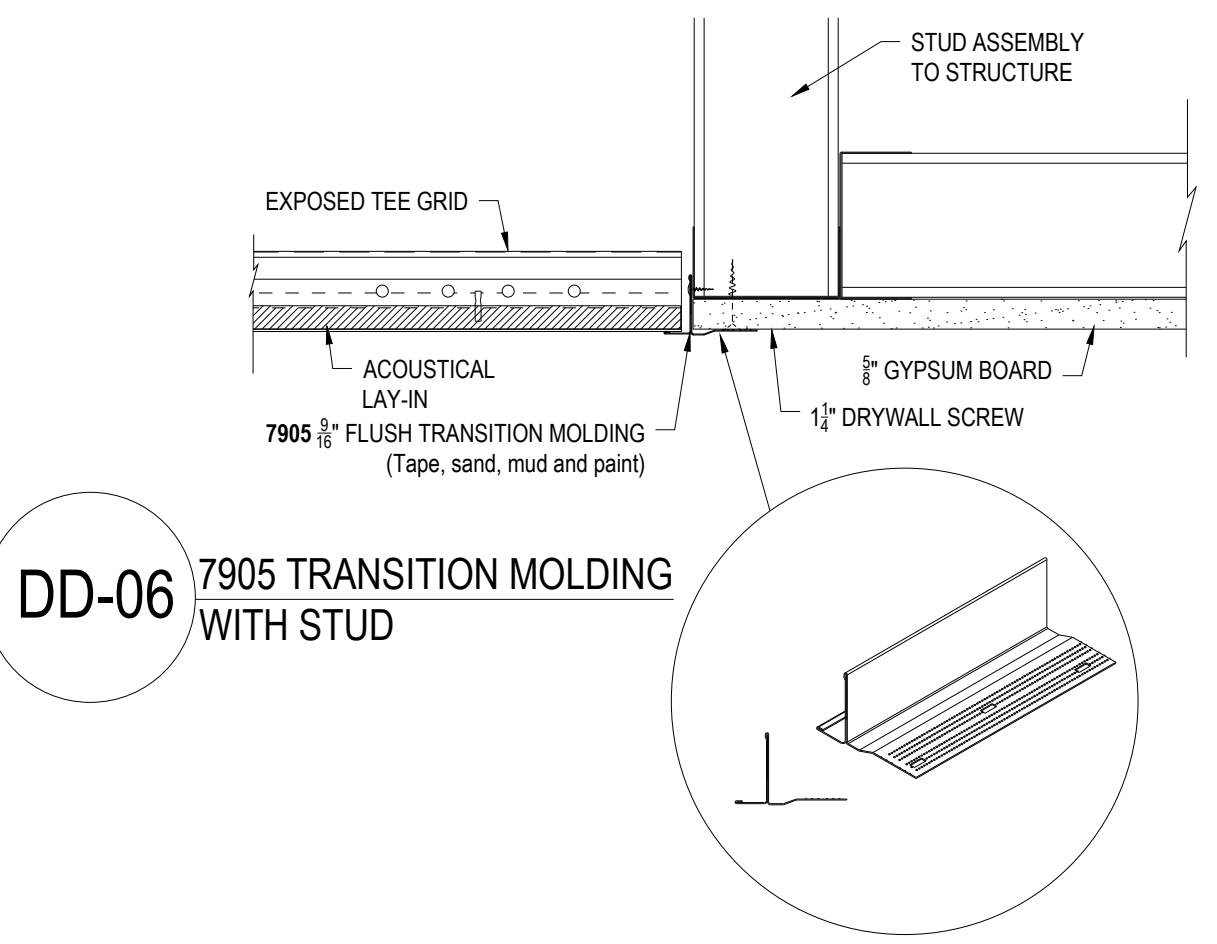
DD-03 7902 TRANSITION MOLDING WITH STUD



DD-04 7903 TRANSITION MOLDING WITH STUD



DD-05 7904 TRANSITION MOLDING WITH STUD

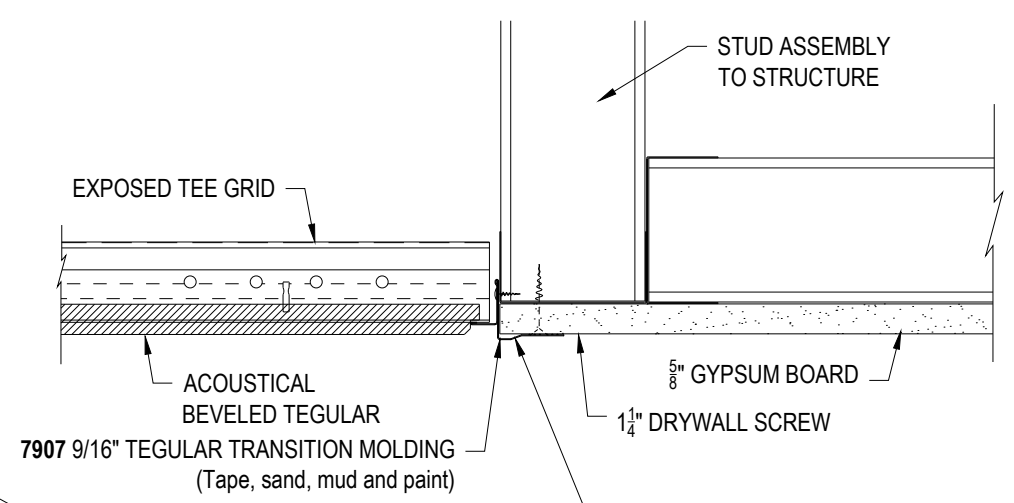


DD-06 7905 TRANSITION MOLDING WITH STUD

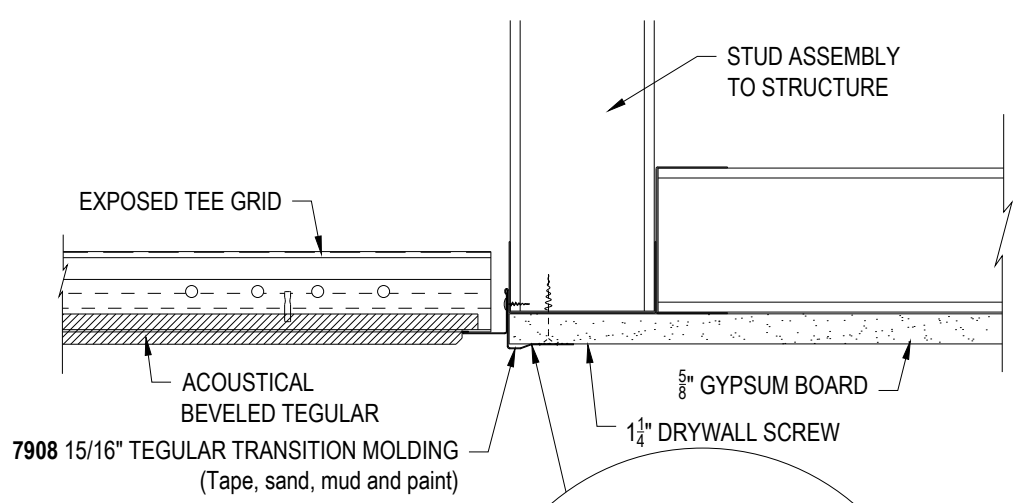
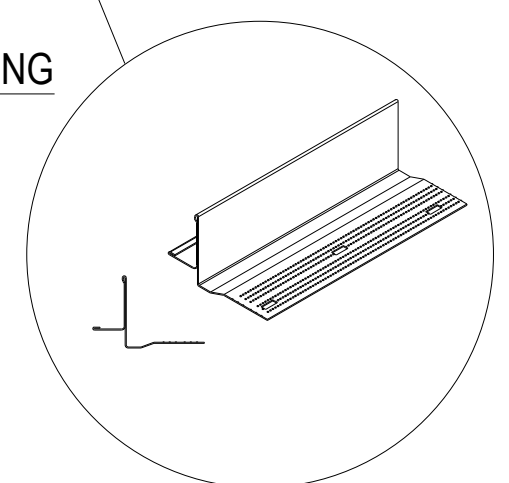
These drawings show typical conditions in which the Armstrong® product depicted is installed. They are not a substitute for an architect's or engineer's plan and do not reflect the unique requirements of local building codes, laws, statutes, ordinances, rules and regulations (Legal Requirements) that may be applicable for a particular installation. Armstrong Ceiling Solutions does not warrant, and assumes no liability for the accuracy or completeness of the drawings for a particular installation or their fitness for a particular purpose. The user is advised to consult with a duly licensed architect or engineer in the particular locale of the installation to assure compliance with all Legal Requirements. Armstrong is not licensed to provide professional architecture or engineering design services.

PROJECT NAME:		STEEL TRANSITION MOLDING MASTER SHEET	
DWG. NO. A-F010-MS-01	REV: .	DATE: .	
DATE: 1/31/25	SCALE: 3"=1'-0"	DESC: .	
DRAWN BY: DAG	CHK BY: .	.	

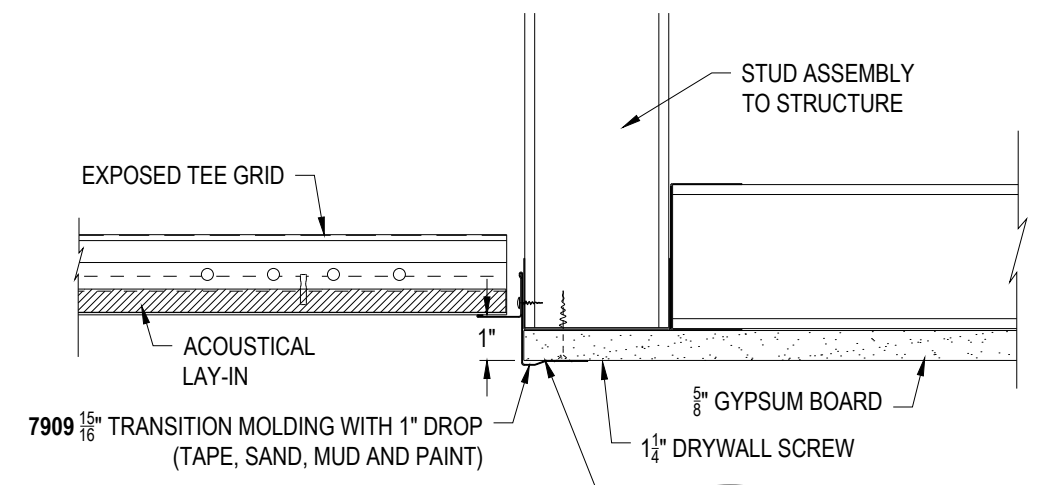
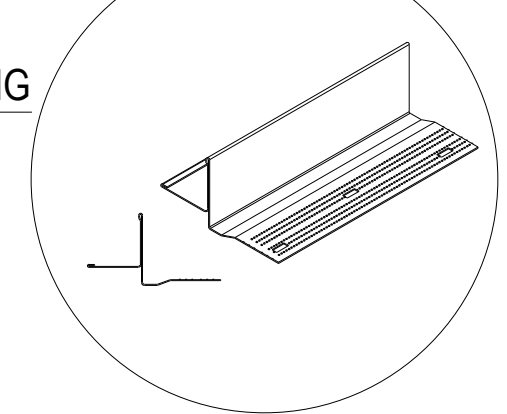




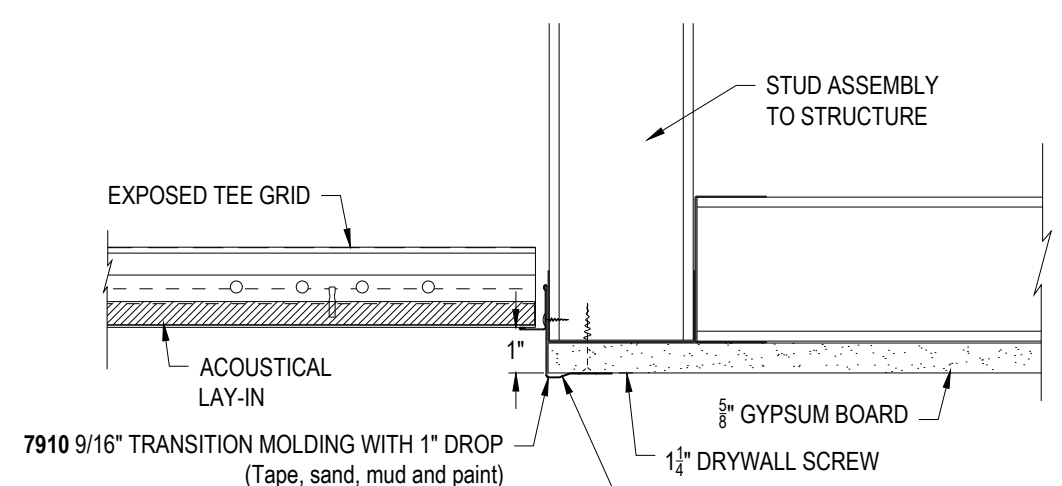
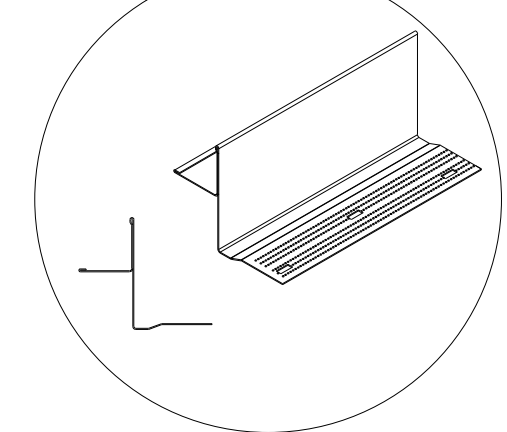
DD-07 7907 TRANSITION MOLDING WITH STUD



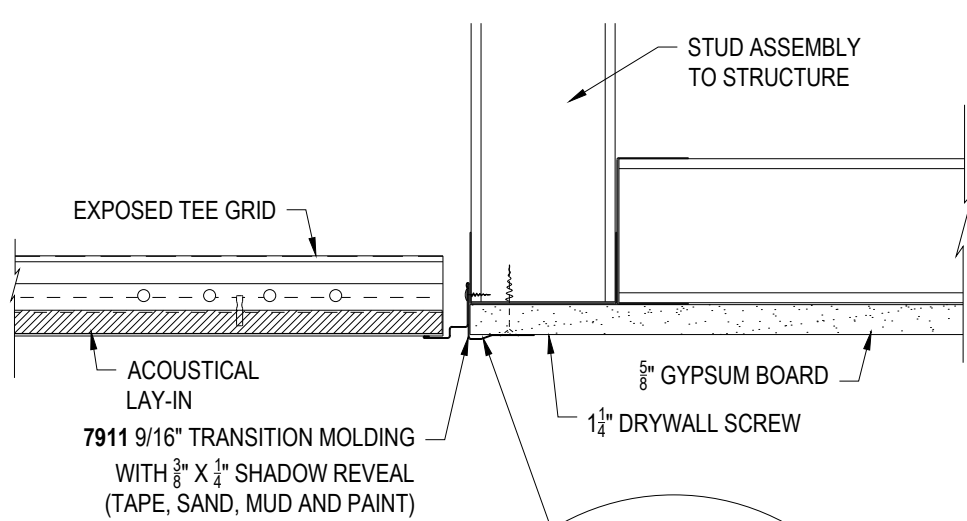
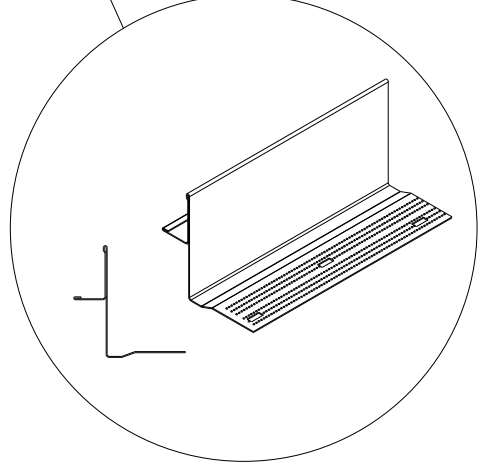
DD-08 7908 TRANSITION MOLDING WITH STUD



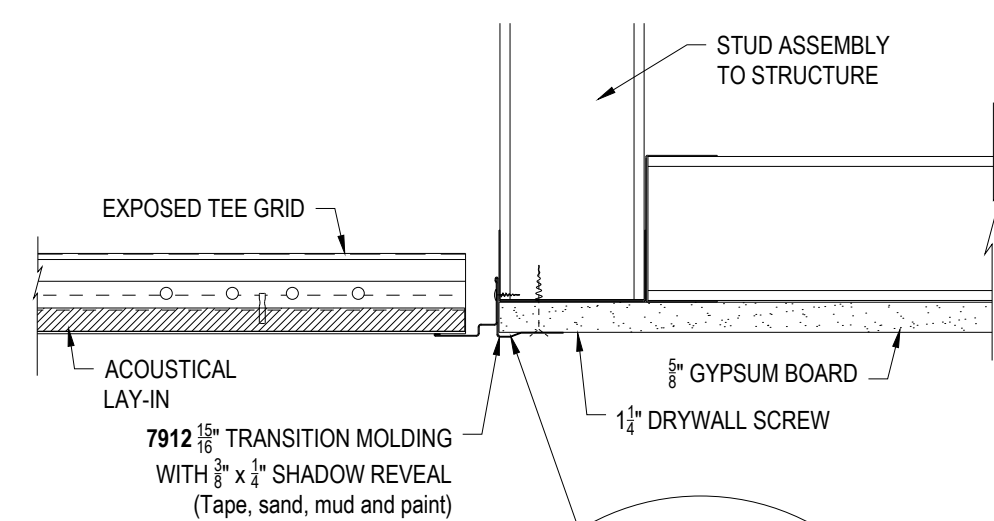
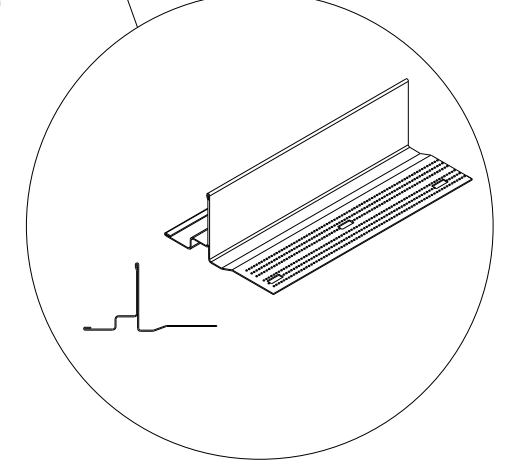
DD-09 7909 TRANSITION MOLDING WITH STUD



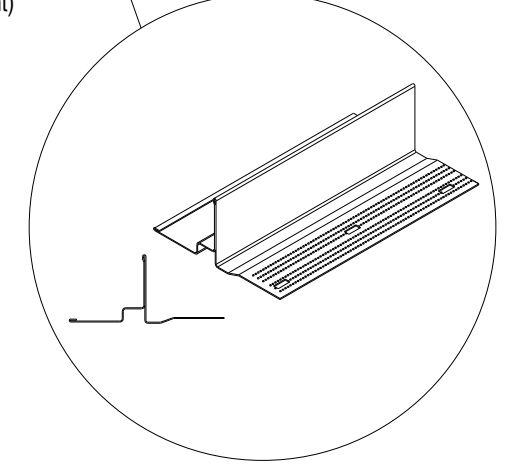
DD-10 7910 TRANSITION MOLDING WITH STUD



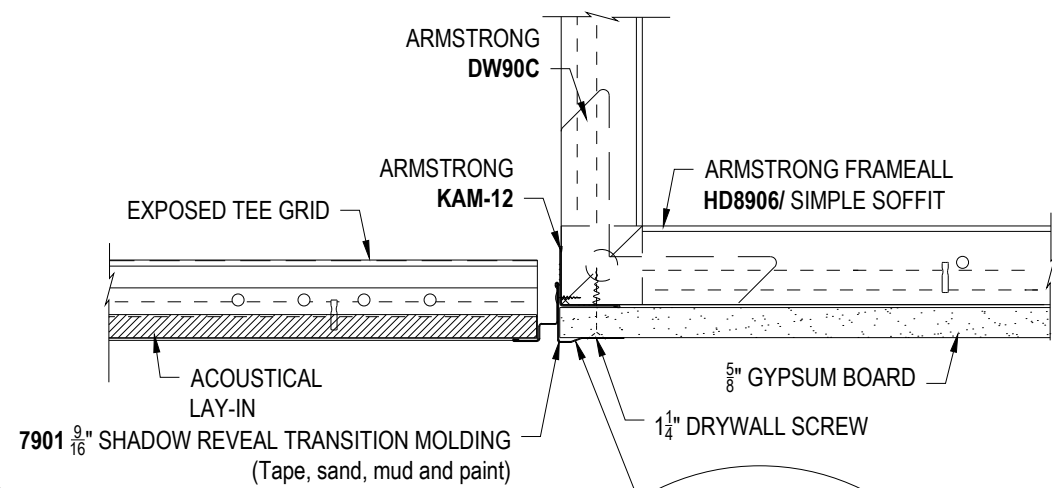
DD-11 7911 TRANSITION MOLDING WITH STUD



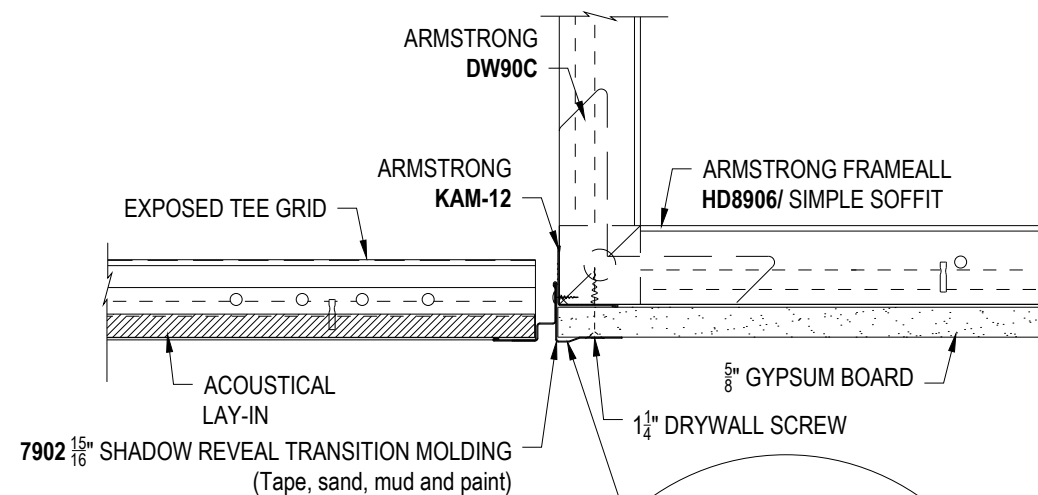
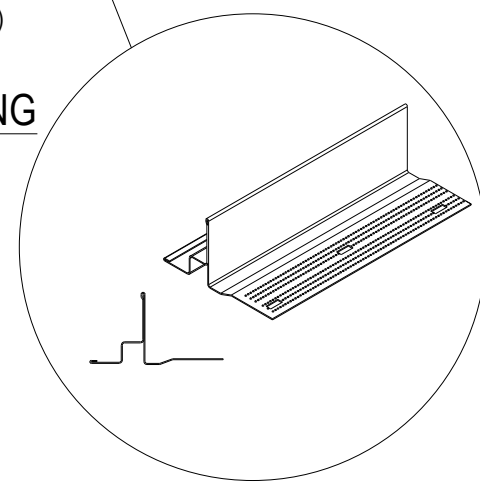
DD-12 7912 TRANSITION MOLDING WITH STUD



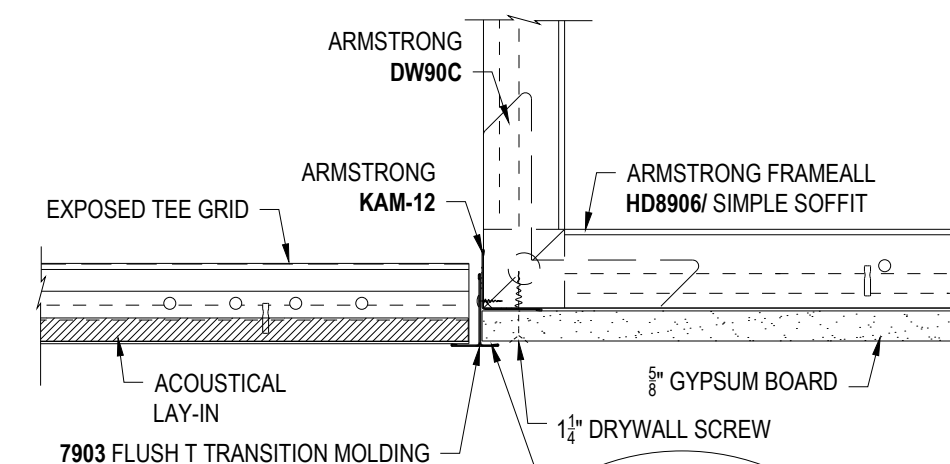
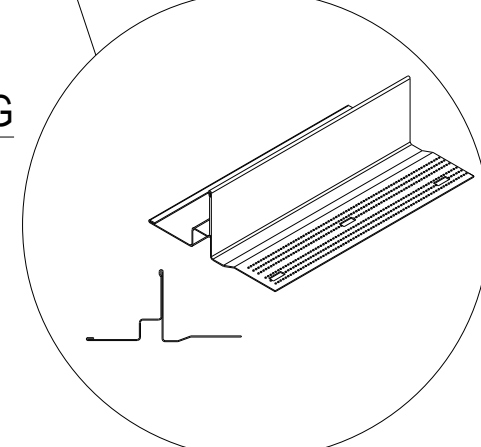
<p>These drawings show typical conditions in which the Armstrong® product depicted is installed. They are not a substitute for an architect's or engineer's plan and do not reflect the unique requirements of local building codes, laws, statutes, ordinances, rules and regulations (Legal Requirements) that may be applicable for a particular installation.</p> <p>Armstrong Ceiling Solutions does not warrant, and assumes no liability for the accuracy or completeness of the drawings for a particular installation or their fitness for a particular purpose.</p> <p>The user is advised to consult with a duly licensed architect or engineer in the particular locale of the installation to assure compliance with all Legal Requirements.</p> <p>Armstrong is not licensed to provide professional architecture or engineering design services.</p>		<p>PROJECT NAME: STEEL TRANSITION MOLDING MASTER SHEET</p>	
<p>DWG. NO. A-F010-MS-02</p>		<p>REV: .</p>	<p>DATE: .</p>
<p>DATE: 1/31/25</p>		<p>SCALE: 3"=1'-0"</p>	
<p>DRAWN BY: DAG</p>		<p>CHK BY: .</p>	



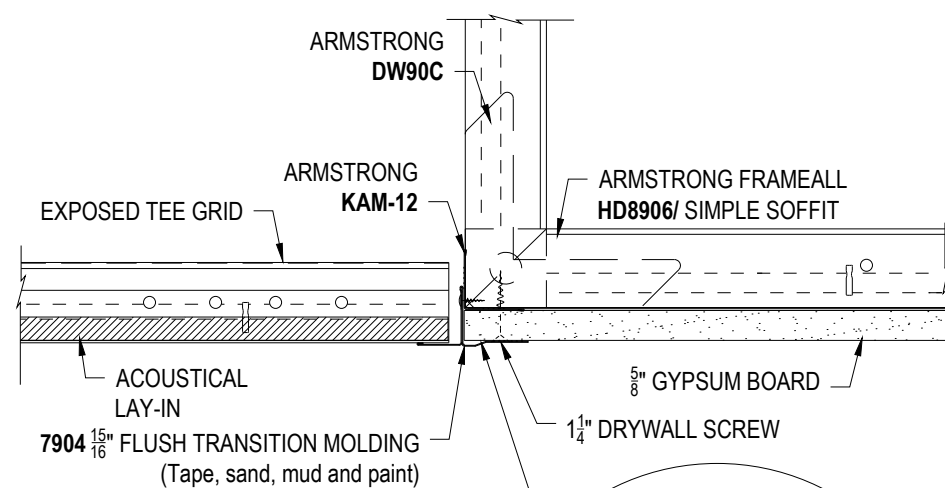
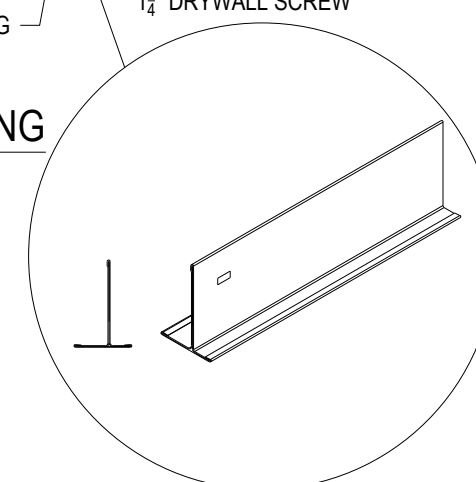
DD-13 7901 TRANSITION MOLDING WITH DRYWALL UPTURN



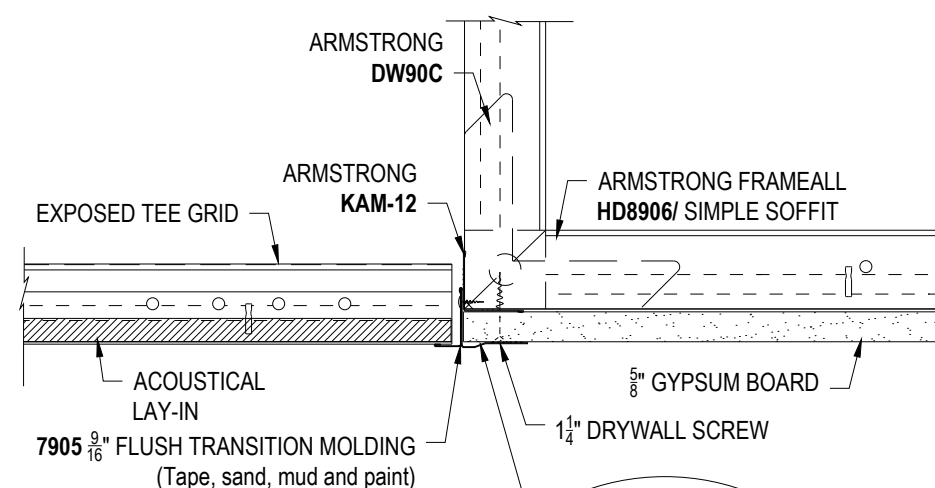
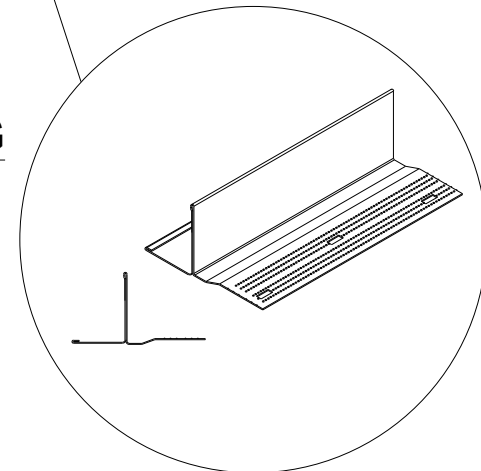
DD-14 7902 TRANSITION MOLDING WITH DRYWALL UPTURN



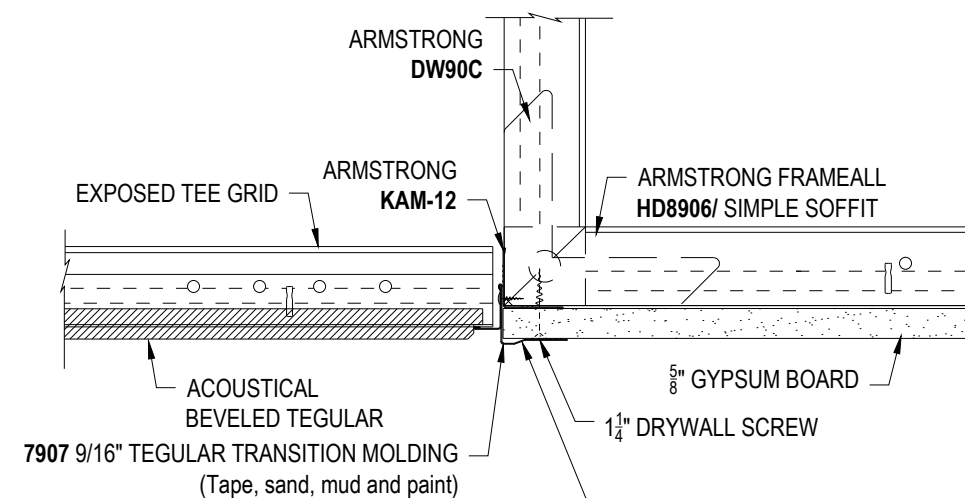
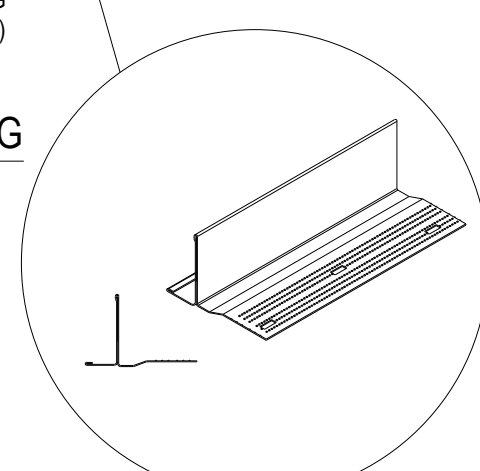
DD-15 7903 TRANSITION MOLDING WITH DRYWALL UPTURN



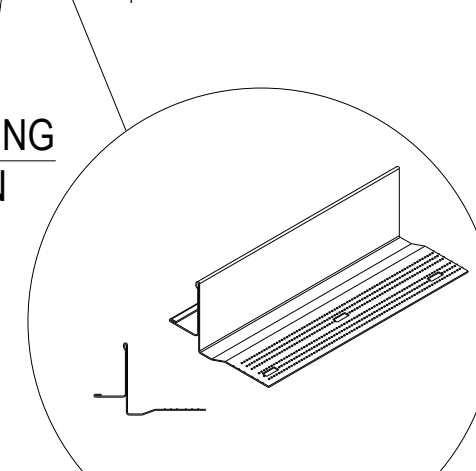
DD-16 7904 TRANSITION MOLDING WITH DRYWALL UPTURN



DD-17 7905 TRANSITION MOLDING WITH DRYWALL UPTURN

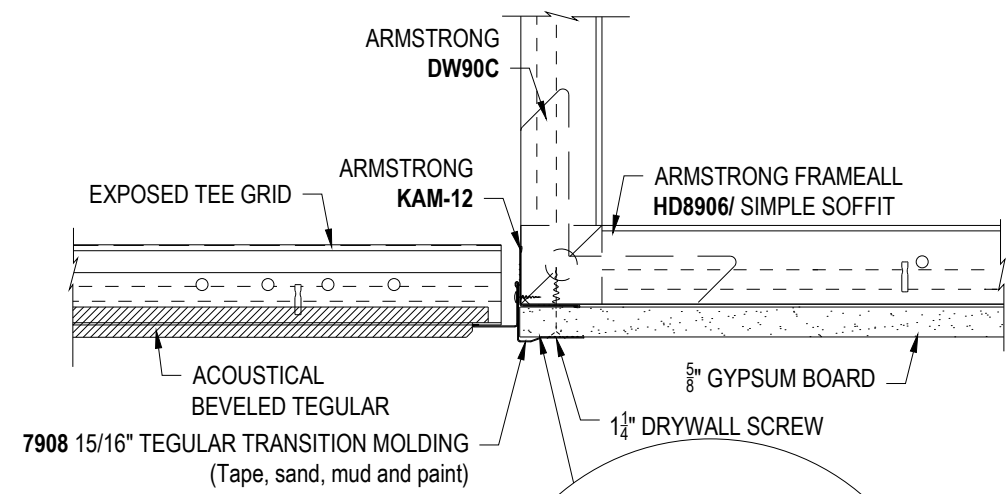


DD-18 7907 TRANSITION MOLDING WITH DRYWALL UPTURN

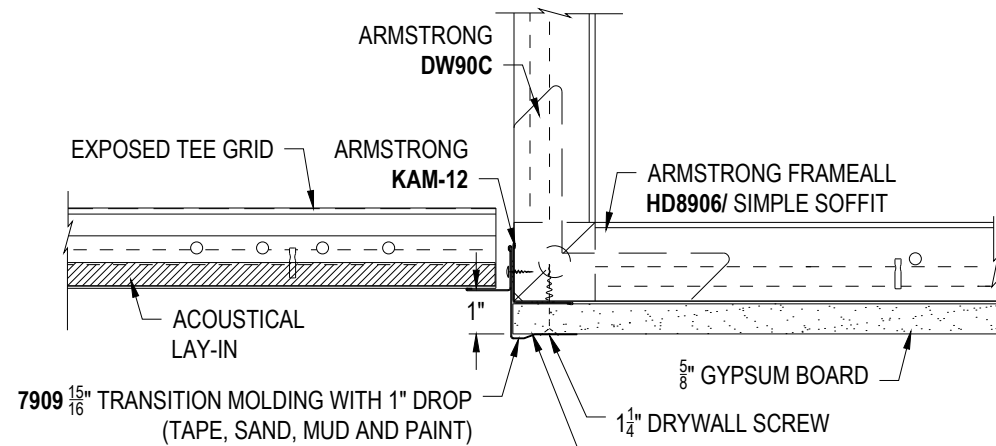
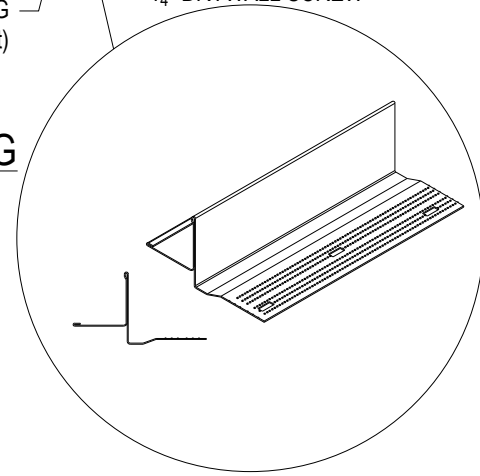


These drawings show typical conditions in which the Armstrong® product depicted is installed. They are not a substitute for an architect's or engineer's plan and do not reflect the unique requirements of local building codes, laws, statutes, ordinances, rules and regulations (Legal Requirements) that may be applicable for a particular installation. Armstrong Ceiling Solutions does not warrant, and assumes no liability for the accuracy or completeness of the drawings for a particular installation or their fitness for a particular purpose. The user is advised to consult with a duly licensed architect or engineer in the particular locale of the installation to assure compliance with all Legal Requirements. Armstrong is not licensed to provide professional architecture or engineering design services.

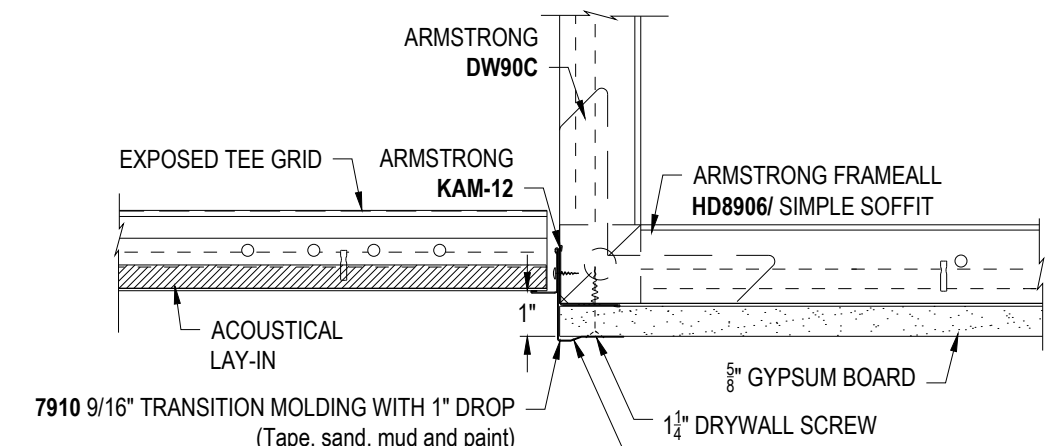
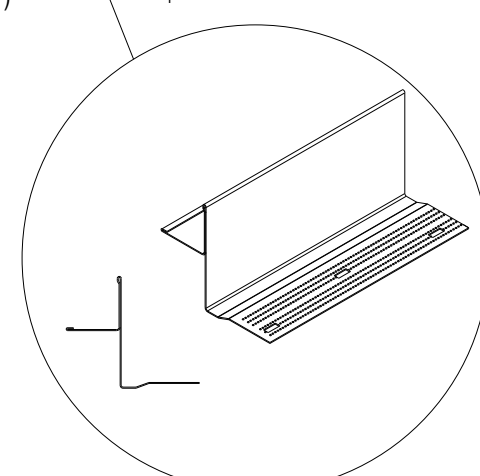
PROJECT NAME:		STEEL TRANSITION MOLDING MASTER SHEET	
DWG. NO.	A-F010-MS-03	REV:	DATE:
DATE:	1/31/25	SCALE:	3"=1'-0"
DRAWN BY:	DAG	CHK BY:	
DESC.:			



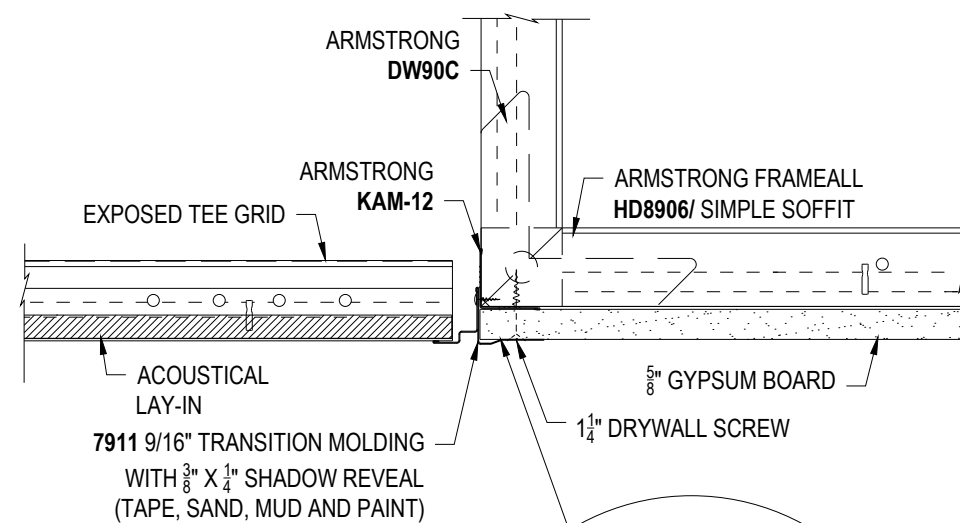
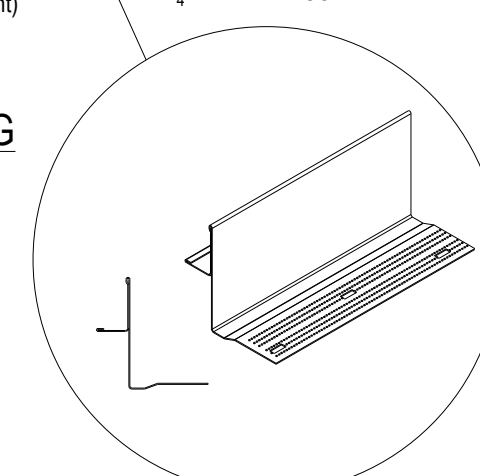
DD-19 7908 TRANSITION MOLDING WITH UPTURN



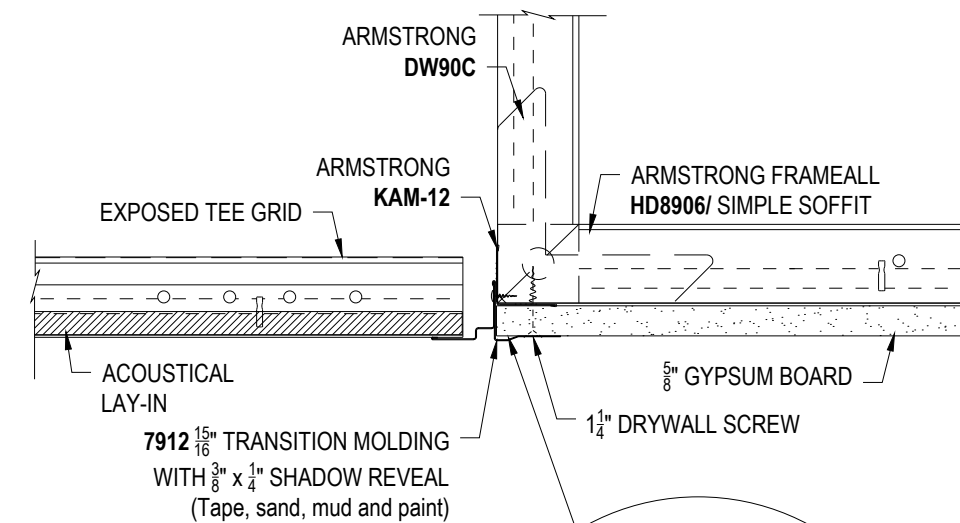
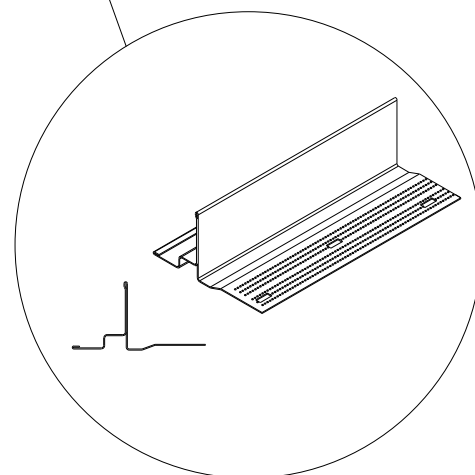
DD-20 7909 TRANSITION MOLDING WITH DRYWALL UPTURN



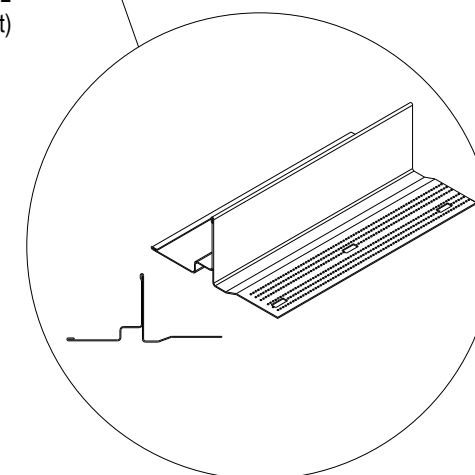
DD-21 7910 TRANSITION MOLDING WITH DRYWALL UPTURN



DD-22 7911 TRANSITION MOLDING WITH DRYWALL UPTURN

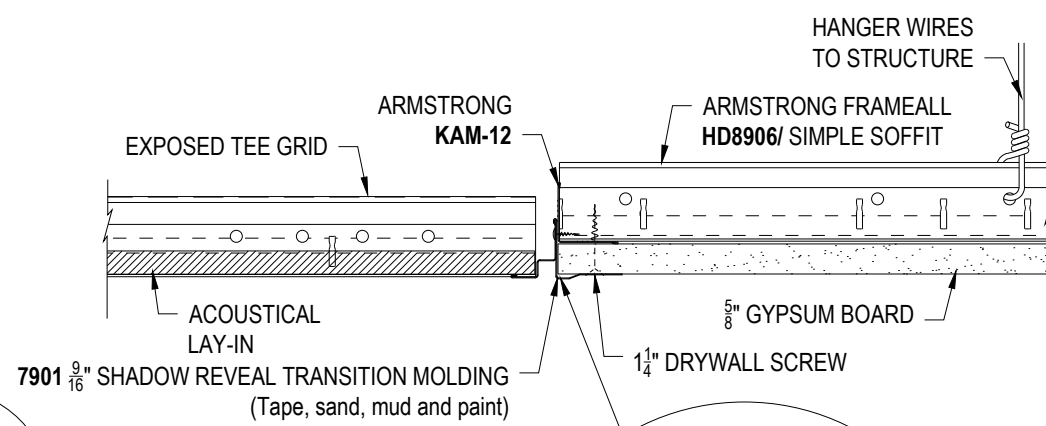


DD-23 7912 TRANSITION MOLDING WITH DRYWALL UPTURN

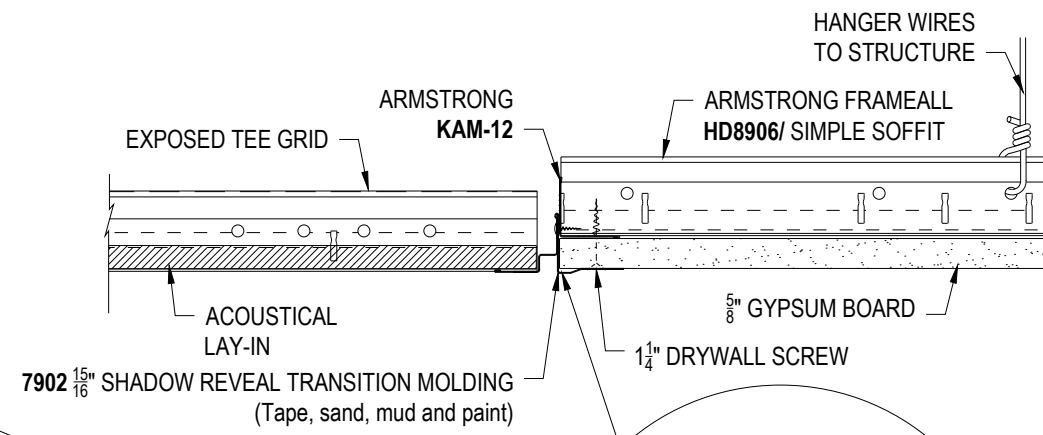
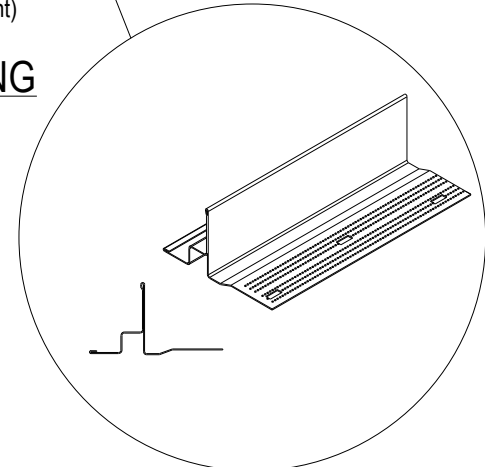


These drawings show typical conditions in which the Armstrong® product depicted is installed. They are not a substitute for an architect's or engineer's plan and do not reflect the unique requirements of local building codes, laws, statutes, ordinances, rules and regulations (Legal Requirements) that may be applicable for a particular installation. Armstrong Ceiling Solutions does not warrant, and assumes no liability for the accuracy or completeness of the drawings for a particular installation or their fitness for a particular purpose. The user is advised to consult with a duly licensed architect or engineer in the particular locale of the installation to assure compliance with all Legal Requirements. Armstrong is not licensed to provide professional architecture or engineering design services.

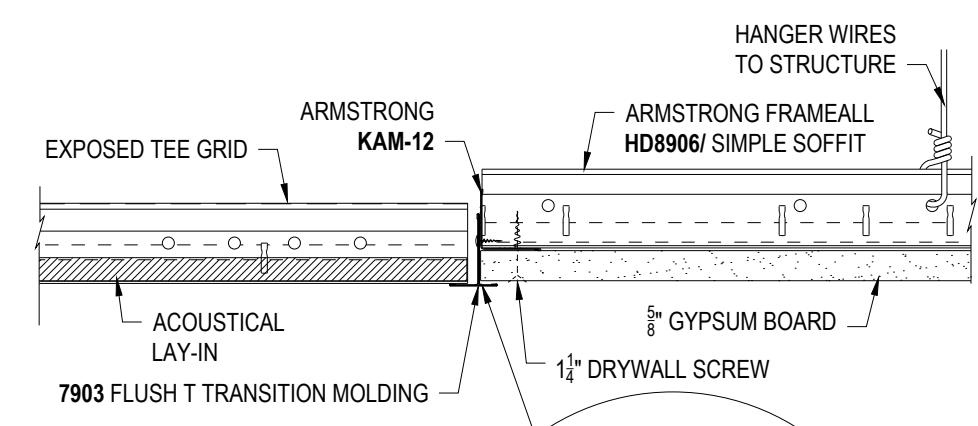
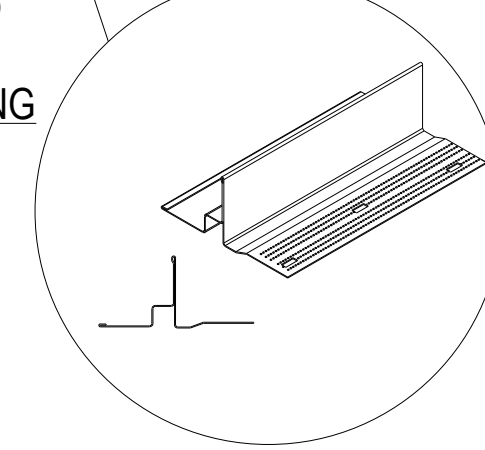
PROJECT NAME:		STEEL TRANSITION MOLDING MASTER SHEET	
DWG. NO.	A-F010-MS-04	REV:	DATE:
DATE:	1/31/25	SCALE:	3"=1'-0"
DRAWN BY:	DAG	CHK BY:	
DESC.:			



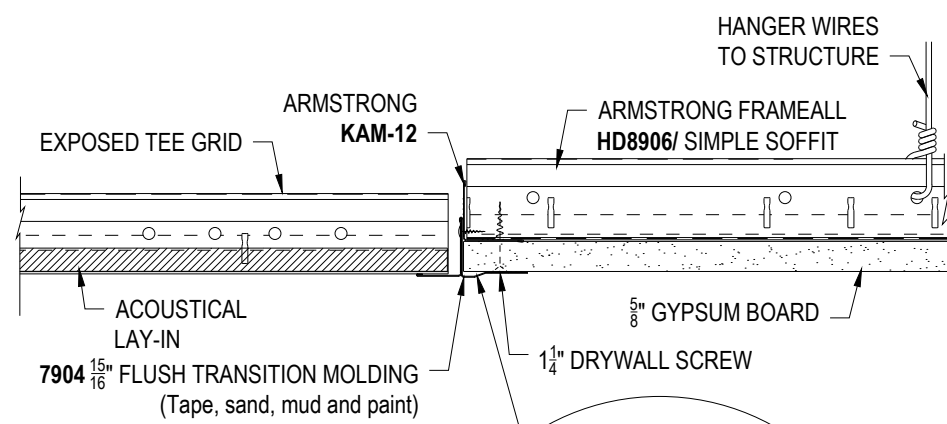
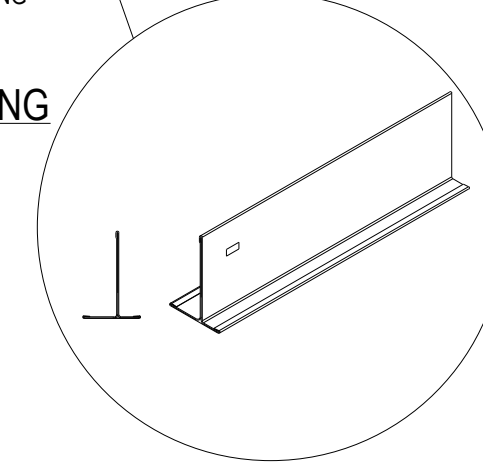
DD-24 7901 TRANSITION MOLDING



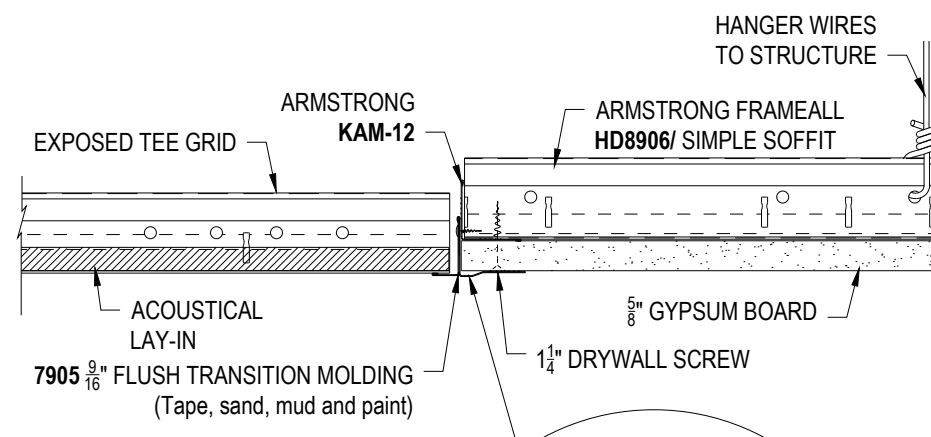
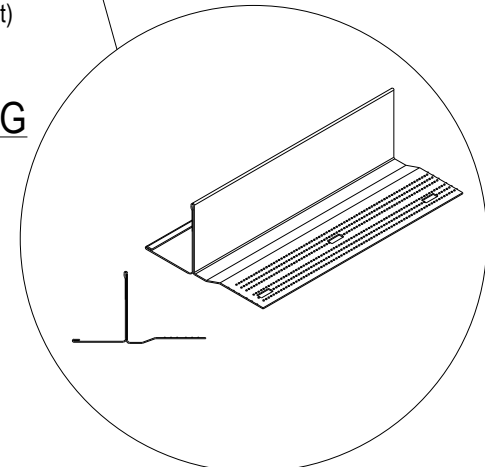
DD-25 7902 TRANSITION MOLDING



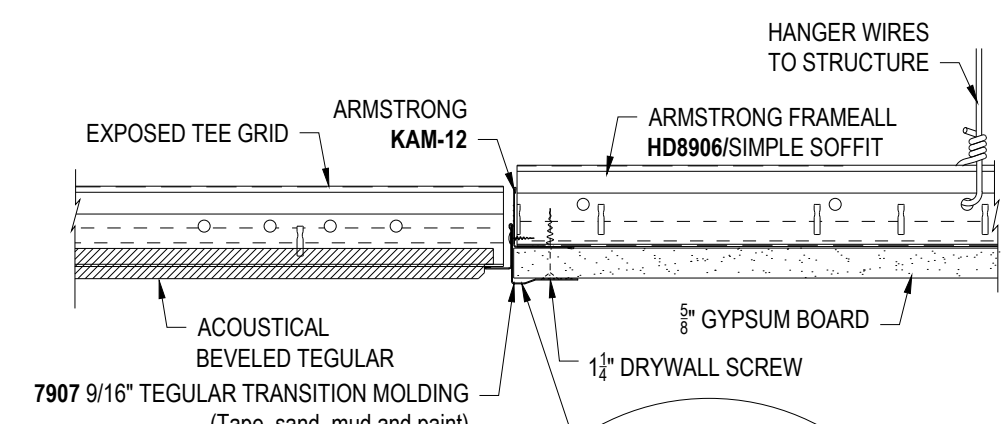
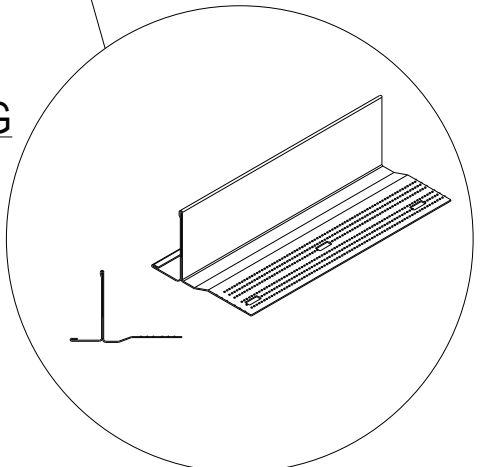
DD-26 7903 TRANSITION MOLDING



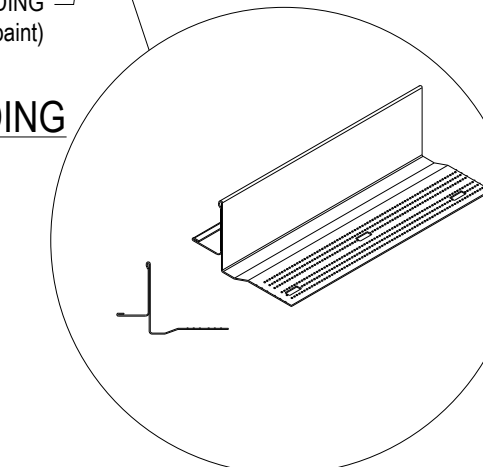
DD-27 7904 TRANSITION MOLDING



DD-28 7905 TRANSITION MOLDING



DD-29 7907 TRANSITION MOLDING



These drawings show typical conditions in which the Armstrong® product depicted is installed. They are not a substitute for an architect's or engineer's plan and do not reflect the unique requirements of local building codes, laws, statutes, ordinances, rules and regulations (Legal Requirements) that may be applicable for a particular installation.

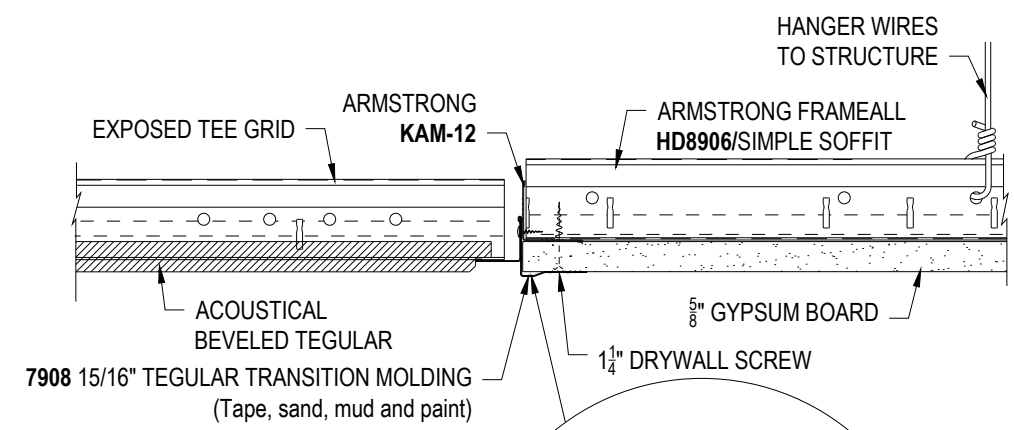
Armstrong Ceiling Solutions does not warrant, and assumes no liability for the accuracy or completeness of the drawings for a particular installation or their fitness for a particular purpose.

The user is advised to consult with a duly licensed architect or engineer in the particular locale of the installation to assure compliance with all Legal Requirements.

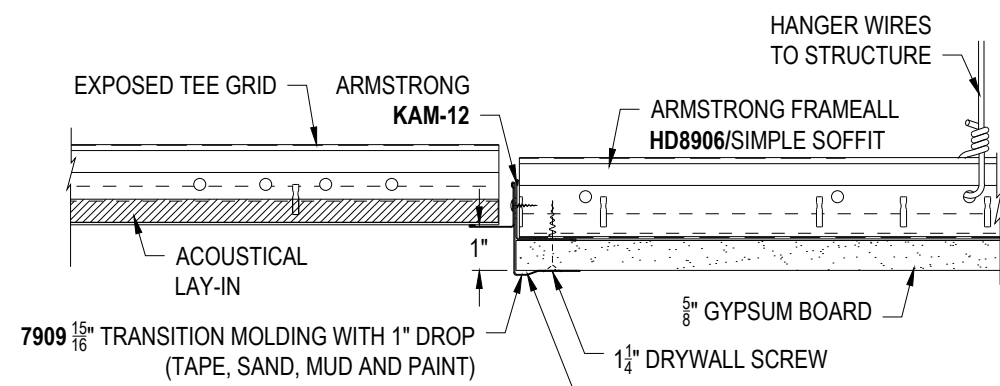
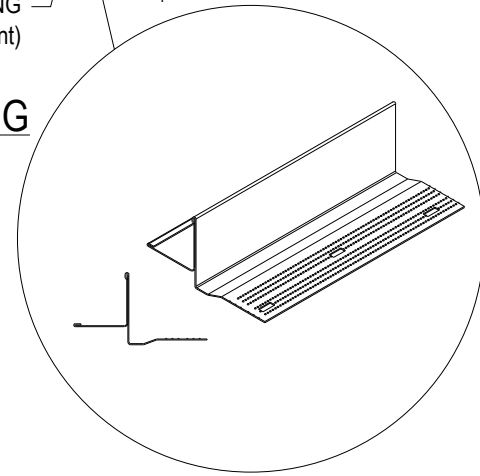
Armstrong is not licensed to provide professional architecture or engineering design services.

PROJECT NAME:		STEEL TRANSITION MOLDING MASTER SHEET	
DWG. NO. A-F010-MS-05	REV: .	DATE: .	
DATE: 1/31/25	SCALE: 3"=1'-0"	DESC.: .	
DRAWN BY: DAG	CHK BY: .	.	

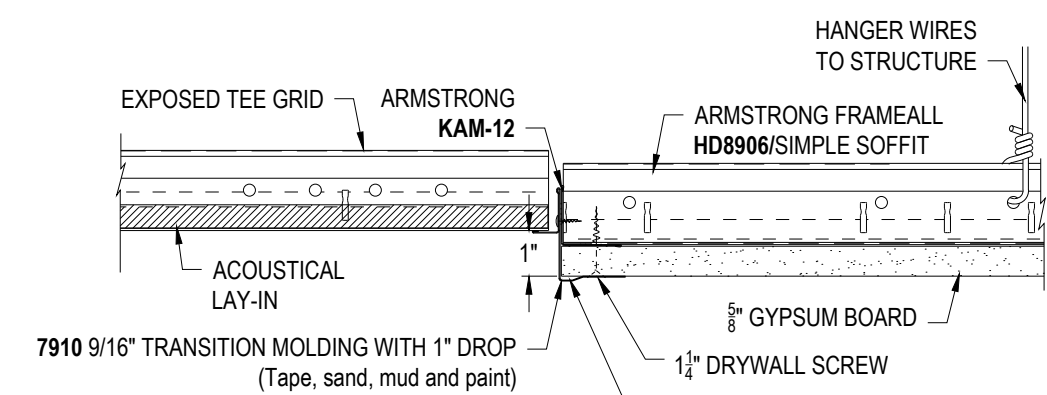
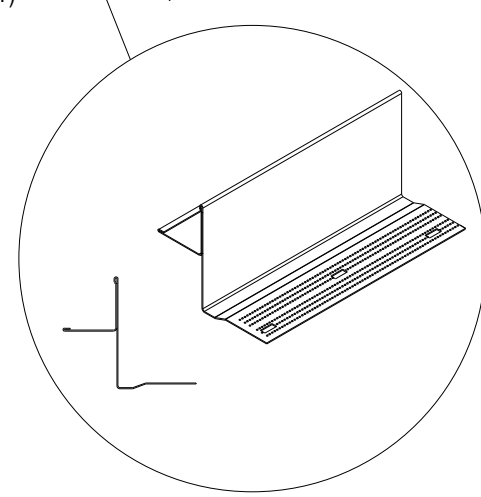




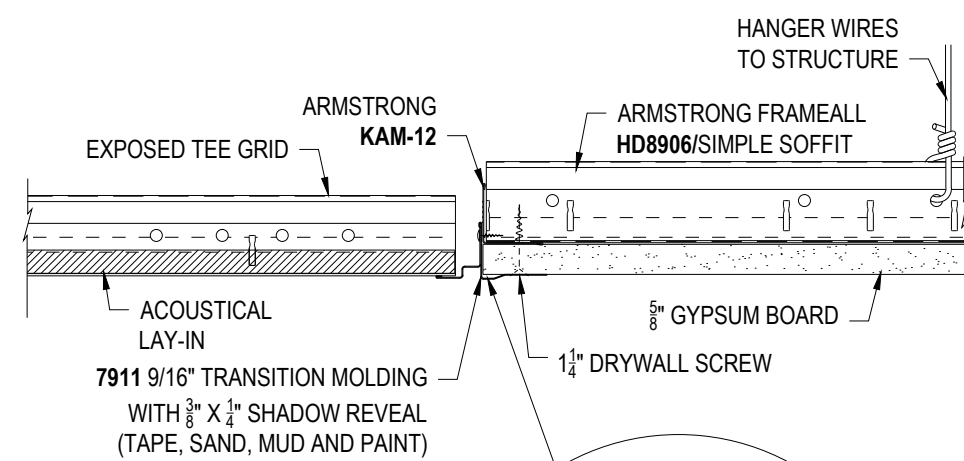
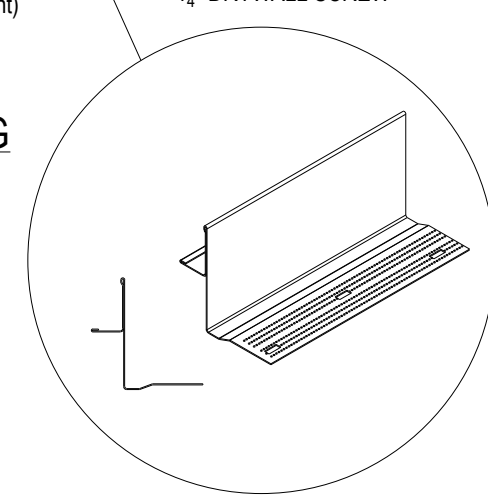
DD-30 7908 TRANSITION MOLDING



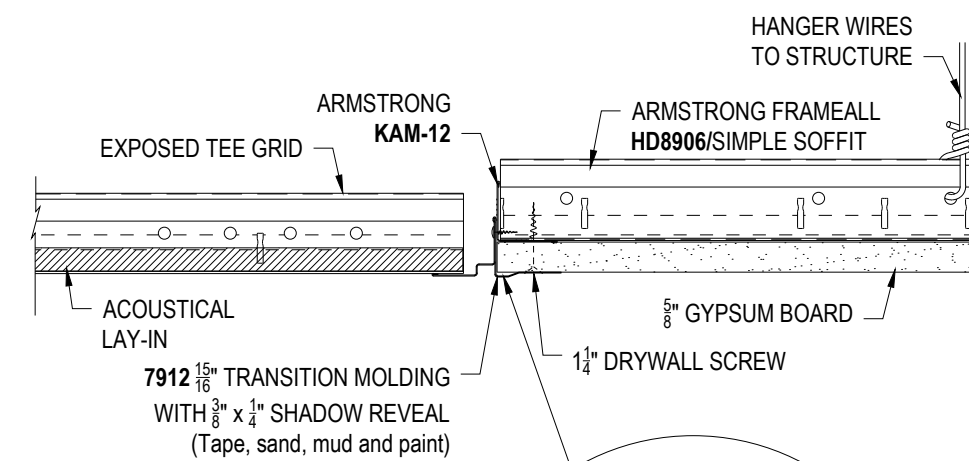
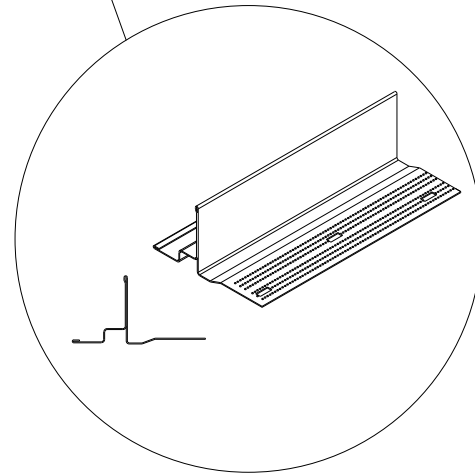
DD-31 7909 TRANSITION MOLDING



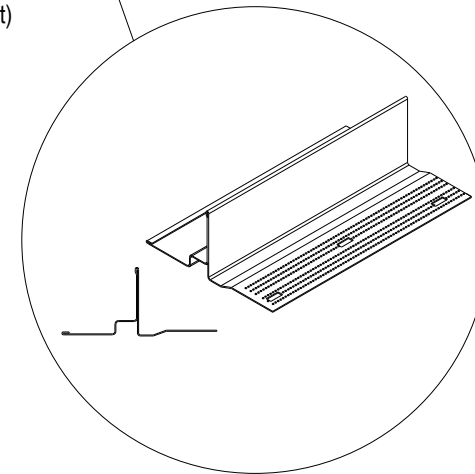
DD-32 7910 TRANSITION MOLDING



DD-33 7911 TRANSITION MOLDING



DD-34 7912 TRANSITION MOLDING



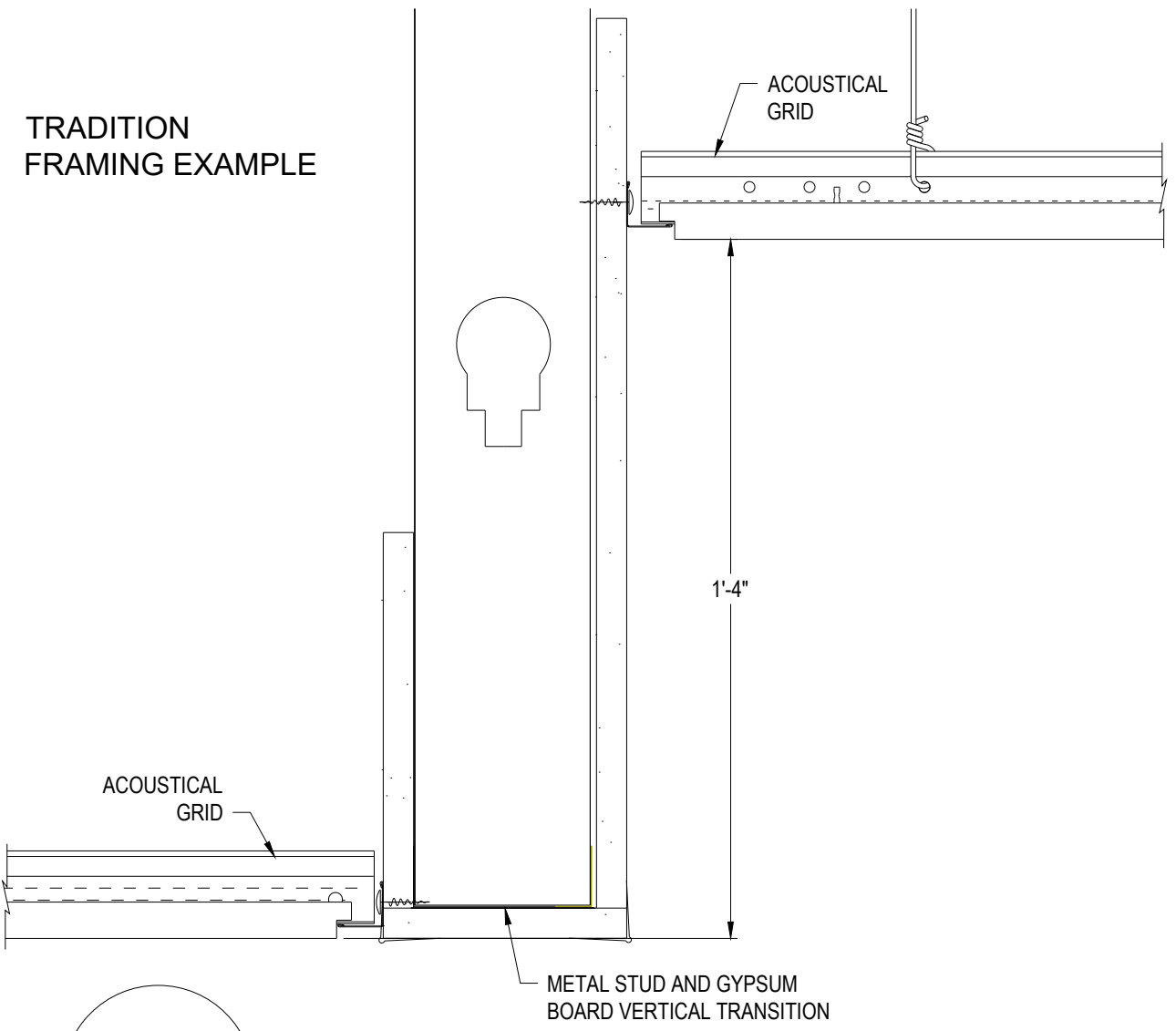
These drawings show typical conditions in which the Armstrong® product depicted is installed. They are not a substitute for an architect's or engineer's plan and do not reflect the unique requirements of local building codes, laws, statutes, ordinances, rules and regulations (Legal Requirements) that may be applicable for a particular installation.

Armstrong Ceiling Solutions does not warrant, and assumes no liability for the accuracy or completeness of the drawings for a particular installation or their fitness for a particular purpose.

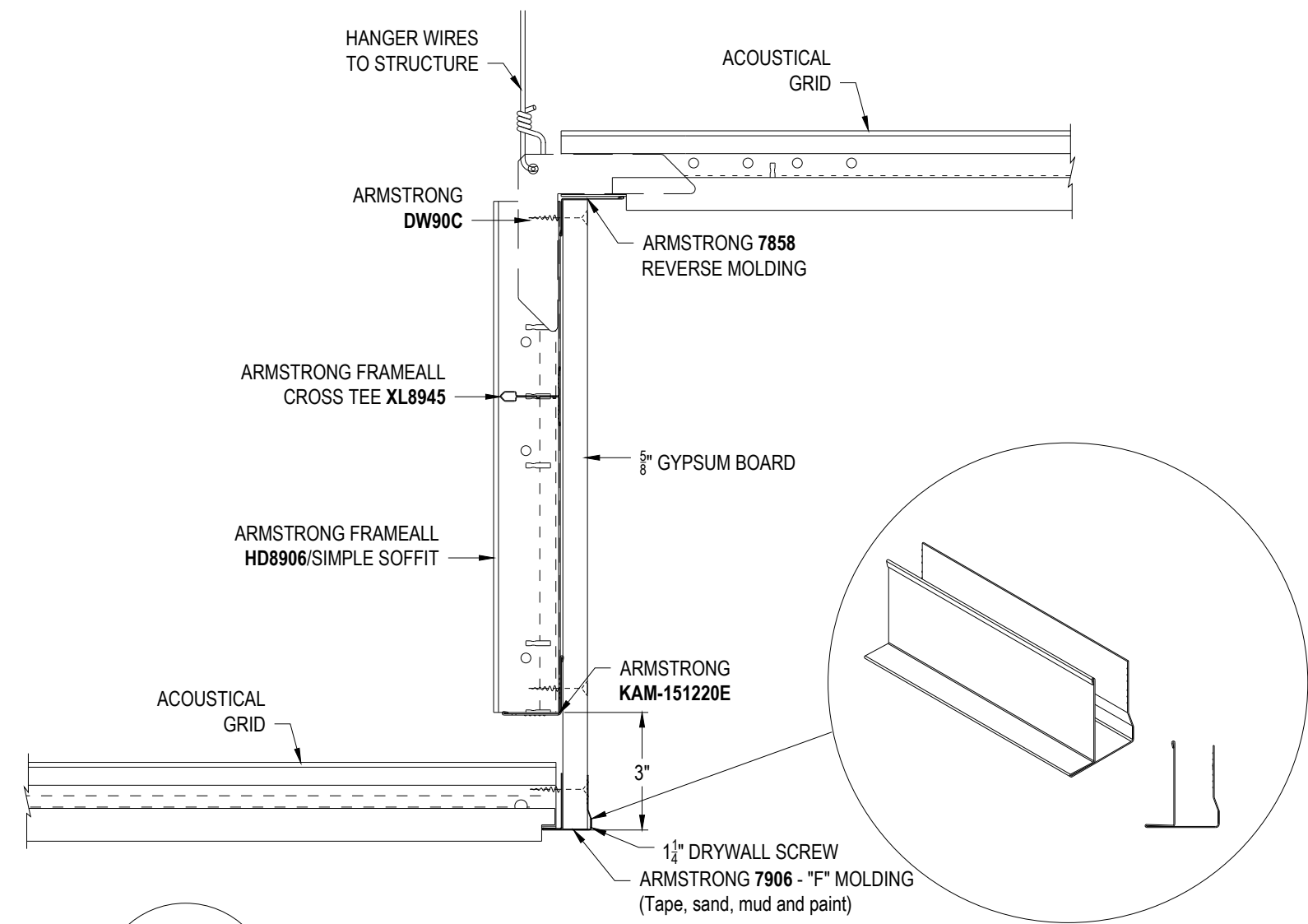
The user is advised to consult with a duly licensed architect or engineer in the particular locale of the installation to assure compliance with all Legal Requirements.

Armstrong is not licensed to provide professional architecture or engineering design services.

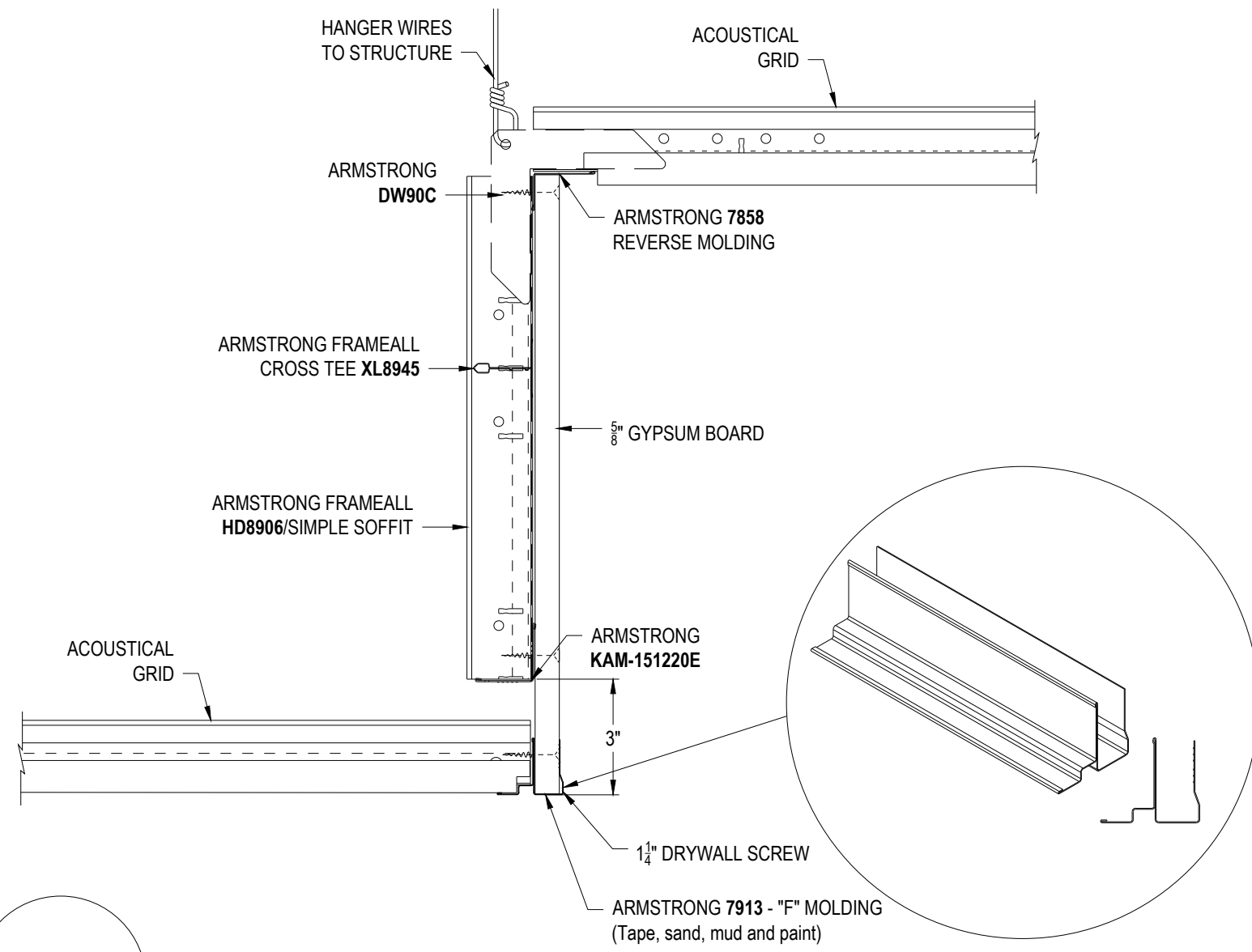
PROJECT NAME:		STEEL TRANSITION MOLDING MASTER SHEET	
DWG. NO. A-F010-MS-06	REV: .	DATE: .	
DATE: 1/31/25	SCALE: 3"=1'-0"	DESC.: .	
DRAWN BY: DAG	CHK BY: .		



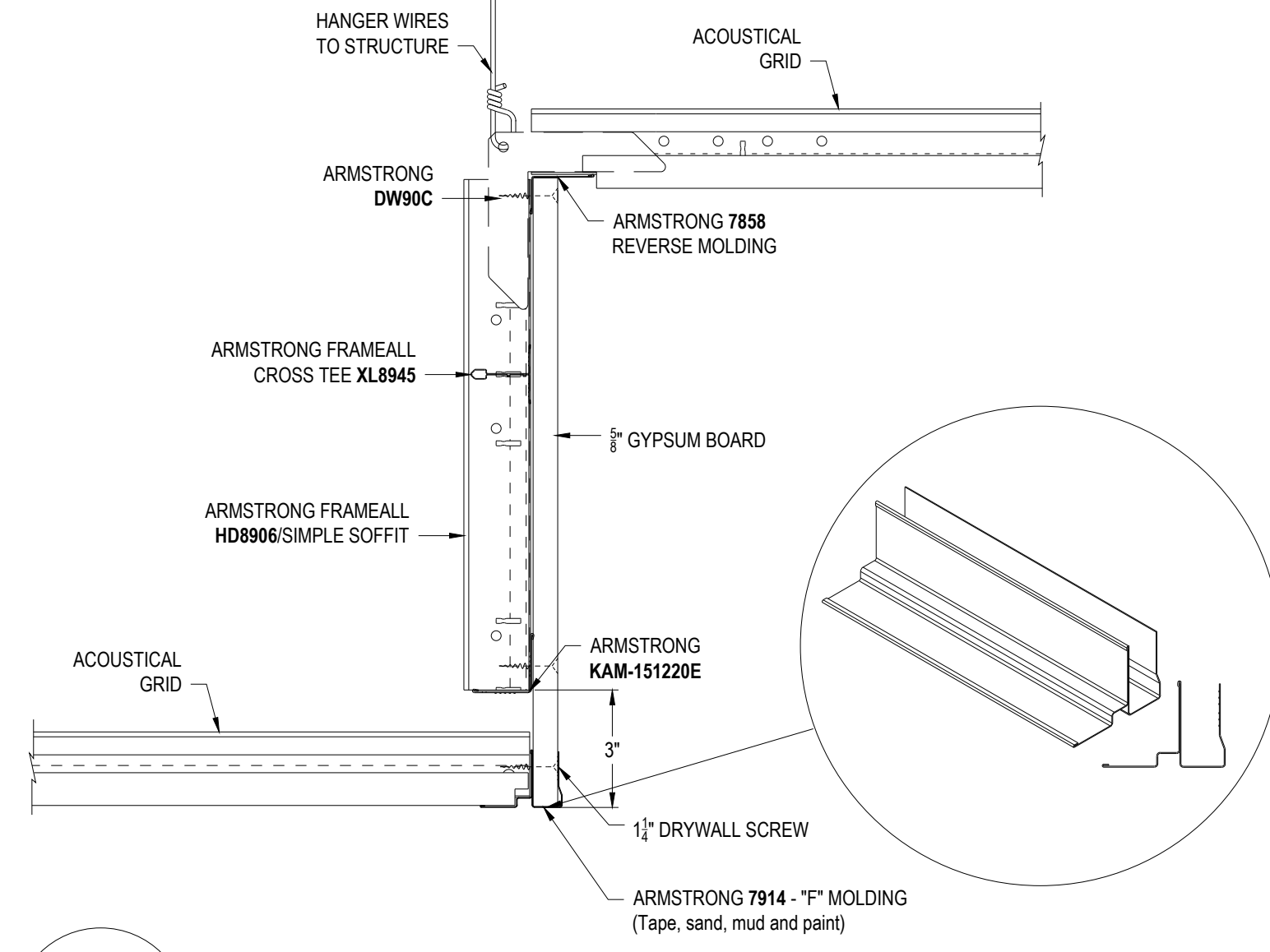
DD-35 STUD DROP TRANSITION COMPARISON



DD-36 7906 "F" TRANSITION MOLDING

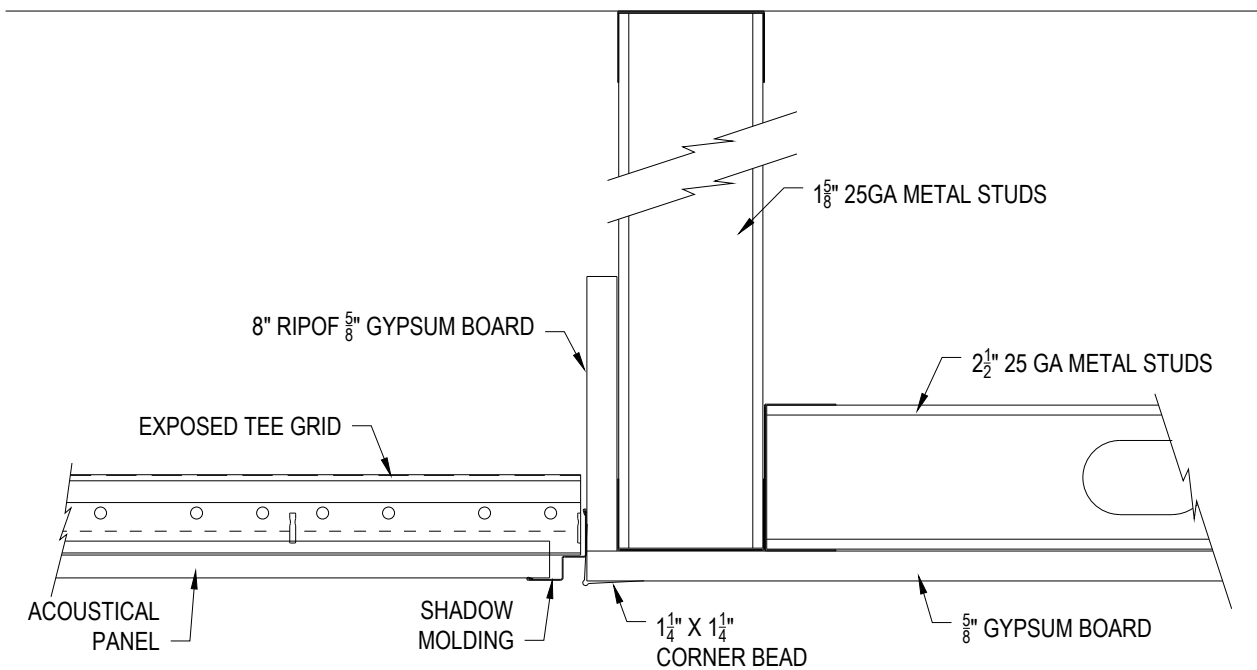


DD-37 7913 "F" TRANSITION MOLDING



DD-38 7914 "F" TRANSITION MOLDING

<p>These drawings show typical conditions in which the Armstrong® product depicted is installed. They are not a substitute for an architect's or engineer's plan and do not reflect the unique requirements of local building codes, laws, statutes, ordinances, rules and regulations (Legal Requirements) that may be applicable for a particular installation.</p> <p>Armstrong Ceiling Solutions does not warrant, and assumes no liability for the accuracy or completeness of the drawings for a particular installation or their fitness for a particular purpose.</p> <p>The user is advised to consult with a duly licensed architect or engineer in the particular locale of the installation to assure compliance with all Legal Requirements.</p> <p>Armstrong is not licensed to provide professional architecture or engineering design services.</p>	PROJECT NAME: STEEL TRANSITION MOLDING MASTER SHEET		
	DWG. NO. A-F010-MS-07	REV: .	DATE: .
	DATE: 1/31/25	SCALE: 3"=1'-0"	DESC: .
	DRAWN BY: DAG	CHK BY: .	.
<p>TechLine</p>		<p>ARMSTRONG CEILING & WALL SOLUTIONS * Lancaster, PA * Phone: 877-ARMSTRONG</p>	



DD-01 TRADITION FRAMING COMPARISON

These drawings show typical conditions in which the Armstrong product depicted is installed. They are not a substitute for an architect's or engineer's plan and do not reflect the unique requirements of local building codes, laws, statutes, ordinances, rules and regulations (Legal Requirements) that may be applicable for a particular installation.

Armstrong does not warrant, and assumes no liability for the accuracy or completeness of the drawings for a particular installation or their fitness for a particular purpose. The user is advised to consult with a duly licensed architect or engineer in the particular locale of the installation to assure compliance with all Legal Requirements.

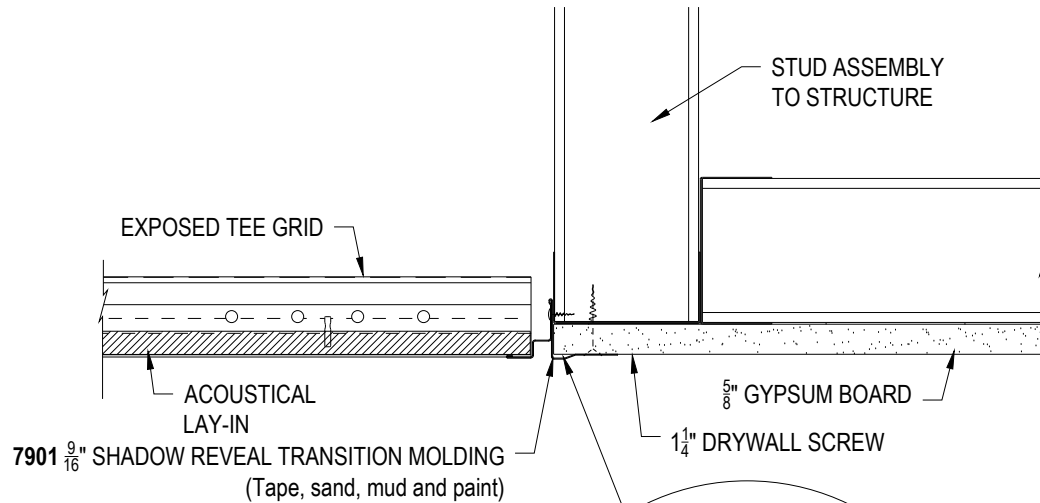
Armstrong is not licensed to provide professional architecture or engineering design services.

PROJECT NAME: STEEL TRANSITION MOLDINGS MASTER SHEET			
TRADITION FRAMING COMPARISON			
DWG. NO. A-F010-DD-01		REV: .	DATE: .
DATE: 1/31/25	SCALE: 3"=1'-0"	DESC.: .	
DRAWN BY: DAG	CHK BY: .		

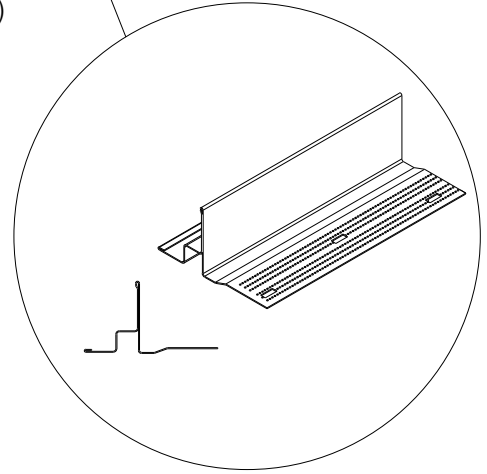


CEILING & WALL SOLUTIONS * ARMSTRONG WORLD INDUSTRIES, INC. * Lancaster, PA * Phone: 877-ARMSTRONG





DD-02 7901 TRANSITION MOLDING WITH STUD



These drawings show typical conditions in which the Armstrong product depicted is installed. They are not a substitute for an architect's or engineer's plan and do not reflect the unique requirements of local building codes, laws, statutes, ordinances, rules and regulations (Legal Requirements) that may be applicable for a particular installation.

Armstrong does not warrant, and assumes no liability for the accuracy or completeness of the drawings for a particular installation or their fitness for a particular purpose. The user is advised to consult with a duly licensed architect or engineer in the particular locale of the installation to assure compliance with all Legal Requirements.

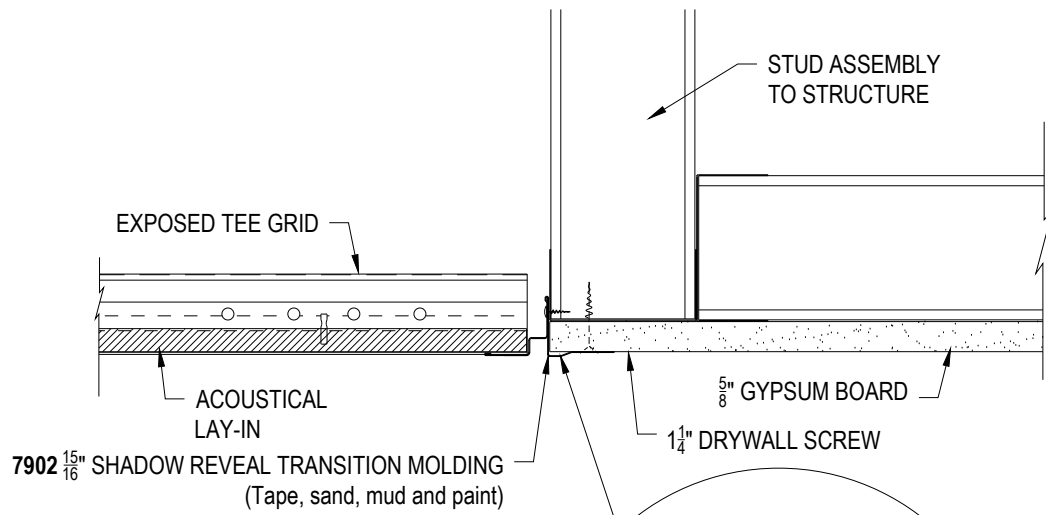
Armstrong is not licensed to provide professional architecture or engineering design services.

PROJECT NAME: STEEL TRANSITION MOLDINGS MASTER SHEET			
7901 TRANSITION MOLDING WITH STUD			
DWG. NO. A-F010-DD-02		REV: .	DATE: .
DATE: 1/31/25	SCALE: 3"=1'-0"	DESC.: .	
DRAWN BY: DAG	CHK BY: .		

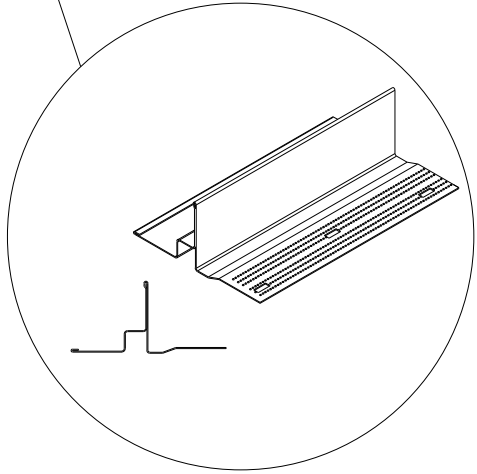


CEILING & WALL SOLUTIONS * ARMSTRONG WORLD INDUSTRIES, INC. * Lancaster, PA * Phone: 877-ARMSTRONG





DD-03 7902 TRANSITION MOLDING WITH STUD

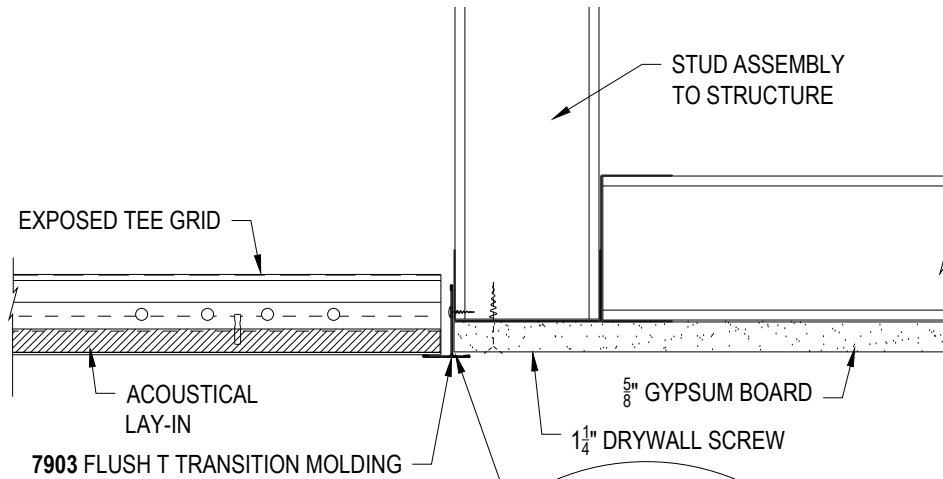


These drawings show typical conditions in which the Armstrong product depicted is installed. They are not a substitute for an architect's or engineer's plan and do not reflect the unique requirements of local building codes, laws, statutes, ordinances, rules and regulations (Legal Requirements) that may be applicable for a particular installation.

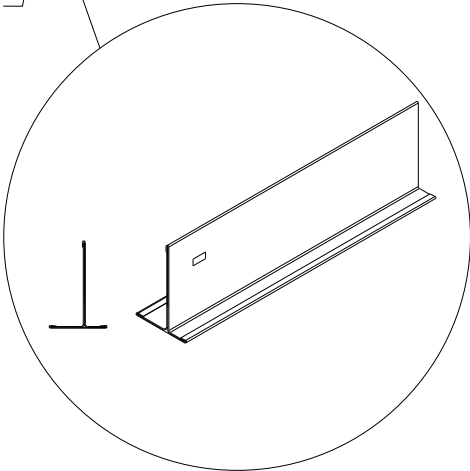
Armstrong does not warrant, and assumes no liability for the accuracy or completeness of the drawings for a particular installation or their fitness for a particular purpose. The user is advised to consult with a duly licensed architect or engineer in the particular locale of the installation to assure compliance with all Legal Requirements.

Armstrong is not licensed to provide professional architecture or engineering design services.

PROJECT NAME: STEEL TRANSITION MOLDINGS MASTER SHEET			
7902 TRANSITION MOLDING WITH STUD			
DWG. NO. A-F010-DD-03		REV: .	DATE: .
DATE: 1/31/25	SCALE: 3"=1'-0"	DESC.: .	
DRAWN BY: DAG	CHK BY: .		



**7903 TRANSITION MOLDING
WITH STUD**



These drawings show typical conditions in which the Armstrong product depicted is installed. They are not a substitute for an architect's or engineer's plan and do not reflect the unique requirements of local building codes, laws, statutes, ordinances, rules and regulations (Legal Requirements) that may be applicable for a particular installation.

Armstrong does not warrant, and assumes no liability for the accuracy or completeness of the drawings for a particular installation or their fitness for a particular purpose. The user is advised to consult with a duly licensed architect or engineer in the particular locale of the installation to assure compliance with all Legal Requirements.

Armstrong is not licensed to provide professional architecture or engineering design services.

PROJECT NAME: **STEEL TRANSITION MOLDINGS MASTER SHEET**
7903 TRANSITION MOLDING WITH STUD

DWG. NO. **A-F010-DD-04**

REV: . DATE: .

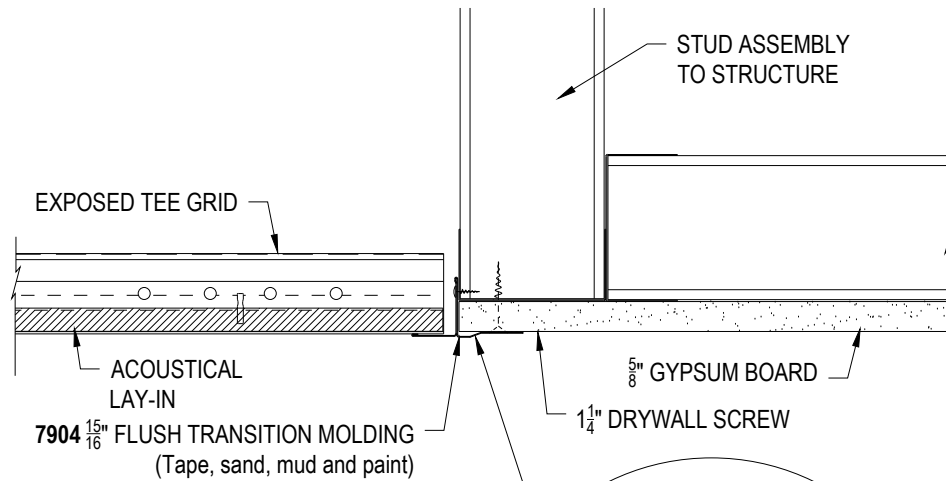
DATE: **1/31/25**

SCALE: **3"=1'-0"**

DESC.: .

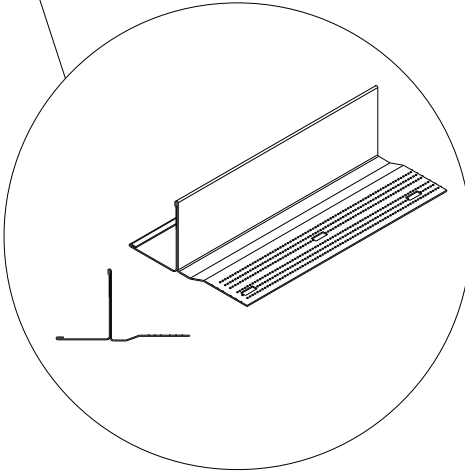
DRAWN BY: **DAG**

CHK BY: .



DD-05

7904 TRANSITION MOLDING WITH STUD



These drawings show typical conditions in which the Armstrong product depicted is installed. They are not a substitute for an architect's or engineer's plan and do not reflect the unique requirements of local building codes, laws, statutes, ordinances, rules and regulations (Legal Requirements) that may be applicable for a particular installation.

Armstrong does not warrant, and assumes no liability for the accuracy or completeness of the drawings for a particular installation or their fitness for a particular purpose. The user is advised to consult with a duly licensed architect or engineer in the particular locale of the installation to assure compliance with all Legal Requirements.

Armstrong is not licensed to provide professional architecture or engineering design services.

PROJECT NAME: **STEEL TRANSITION MOLDINGS MASTER SHEET**
7904 TRANSITION MOLDING WITH STUD

DWG. NO. **A-F010-DD-05** REV: . DATE: .

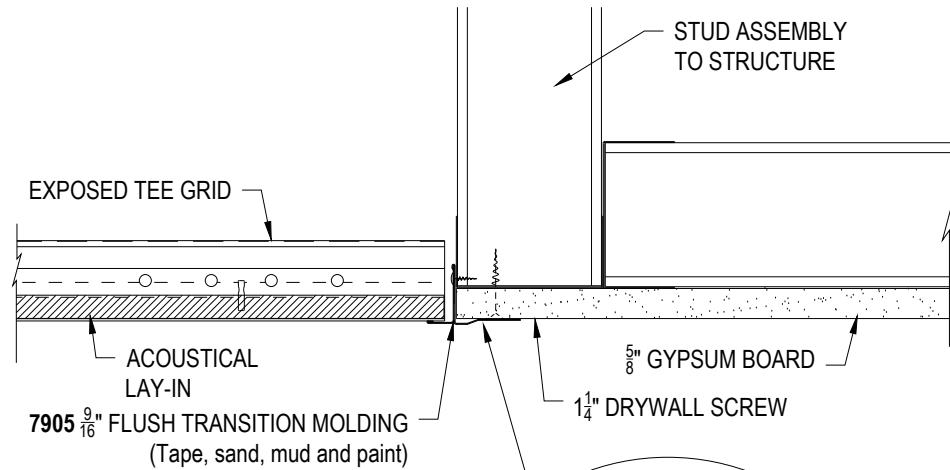
DATE: **1/31/25** SCALE: **3"=1'-0"** DESC.: .

DRAWN BY: **DAG** CHK BY: .

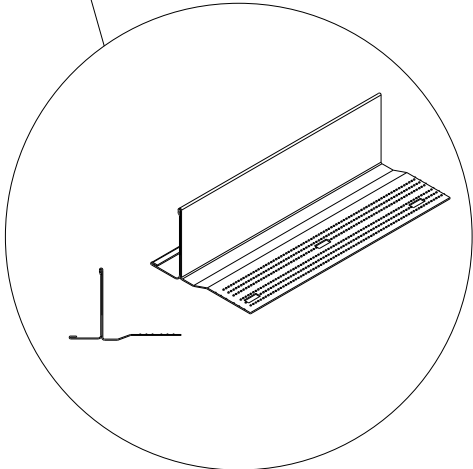


CEILING & WALL SOLUTIONS * ARMSTRONG WORLD INDUSTRIES, INC. * Lancaster, PA * Phone: 877-ARMSTRONG





DD-06 7905 TRANSITION MOLDING WITH STUD



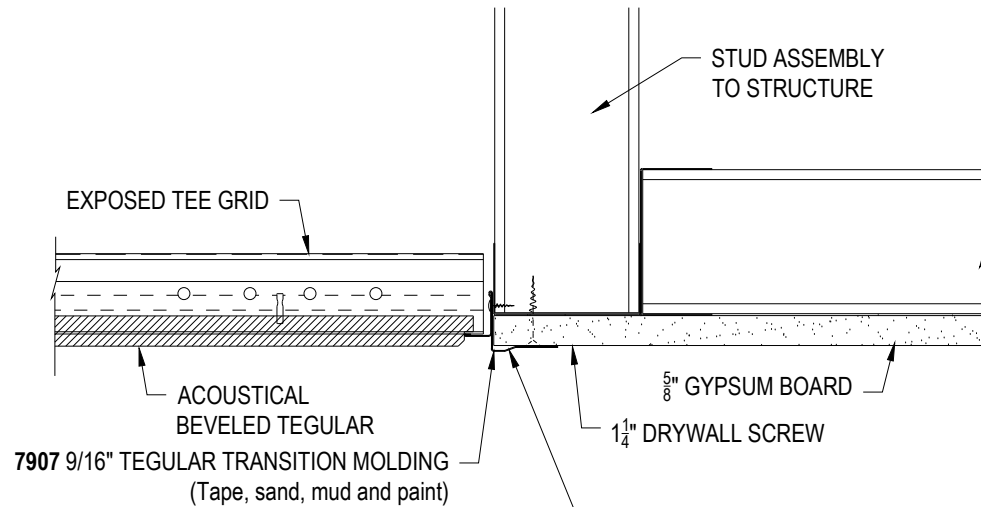
These drawings show typical conditions in which the Armstrong product depicted is installed. They are not a substitute for an architect's or engineer's plan and do not reflect the unique requirements of local building codes, laws, statutes, ordinances, rules and regulations (Legal Requirements) that may be applicable for a particular installation.

Armstrong does not warrant, and assumes no liability for the accuracy or completeness of the drawings for a particular installation or their fitness for a particular purpose. The user is advised to consult with a duly licensed architect or engineer in the particular locale of the installation to assure compliance with all Legal Requirements.

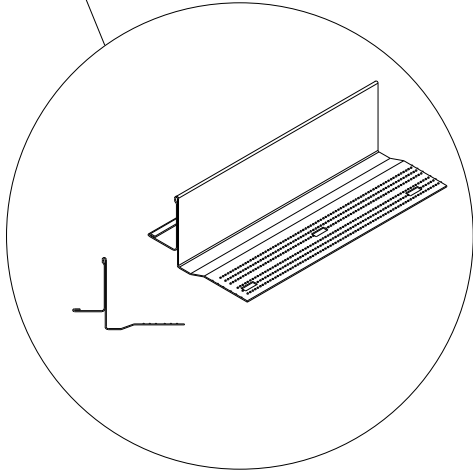
Armstrong is not licensed to provide professional architecture or engineering design services.

PROJECT NAME: **STEEL TRANSITION MOLDINGS MASTER SHEET**
7905 TRANSITION MOLDING WITH STUD

DWG. NO. A-F010-DD-06		REV: .	DATE: .
DATE: 1/31/25	SCALE: 3"=1'-0"	DESC.: .	
DRAWN BY: DAG	CHK BY: .		



DD-07 7907 TRANSITION MOLDING WITH STUD



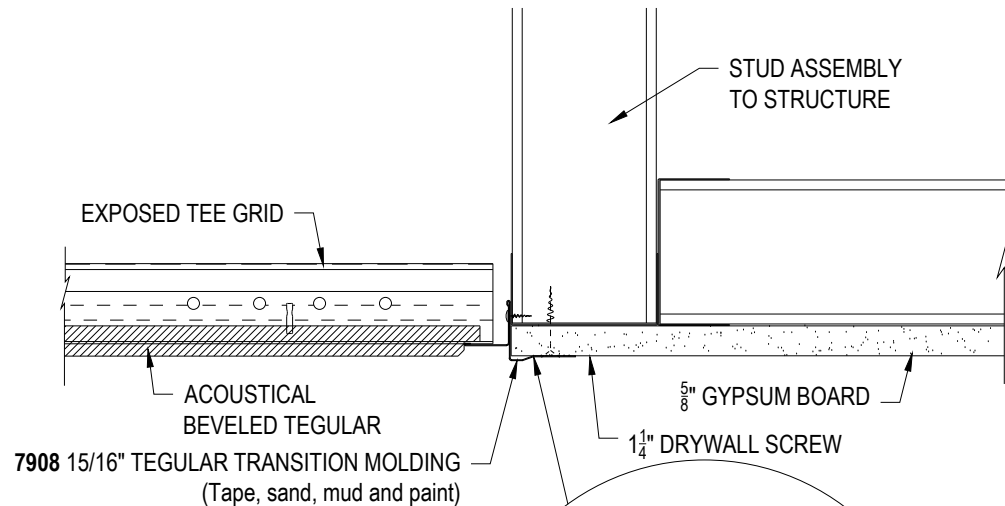
These drawings show typical conditions in which the Armstrong product depicted is installed. They are not a substitute for an architect's or engineer's plan and do not reflect the unique requirements of local building codes, laws, statutes, ordinances, rules and regulations (Legal Requirements) that may be applicable for a particular installation.

Armstrong does not warrant, and assumes no liability for the accuracy or completeness of the drawings for a particular installation or their fitness for a particular purpose. The user is advised to consult with a duly licensed architect or engineer in the particular locale of the installation to assure compliance with all Legal Requirements.

Armstrong is not licensed to provide professional architecture or engineering design services.

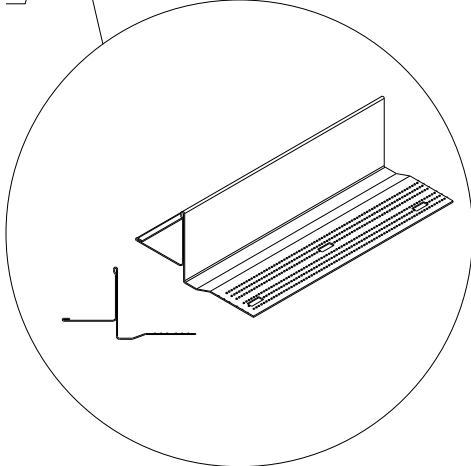
PROJECT NAME: **STEEL TRANSITION MOLDINGS MASTER SHEET**
7907 TRANSITION MOLDING WITH STUD

DWG. NO. A-F010-DD-07		REV: .	DATE: .
DATE: 1/31/25	SCALE: 3"=1'-0"	DESC.: .	
DRAWN BY: DAG	CHK BY: .		



DD-08

7908 TRANSITION MOLDING WITH STUD



These drawings show typical conditions in which the Armstrong product depicted is installed. They are not a substitute for an architect's or engineer's plan and do not reflect the unique requirements of local building codes, laws, statutes, ordinances, rules and regulations (Legal Requirements) that may be applicable for a particular installation.

Armstrong does not warrant, and assumes no liability for the accuracy or completeness of the drawings for a particular installation or their fitness for a particular purpose. The user is advised to consult with a duly licensed architect or engineer in the particular locale of the installation to assure compliance with all Legal Requirements.

Armstrong is not licensed to provide professional architecture or engineering design services.

PROJECT NAME: **STEEL TRANSITION MOLDINGS MASTER SHEET**
7908 TRANSITION MOLDING WITH STUD

DWG. NO. **A-F010-DD-08**

REV: . DATE: .

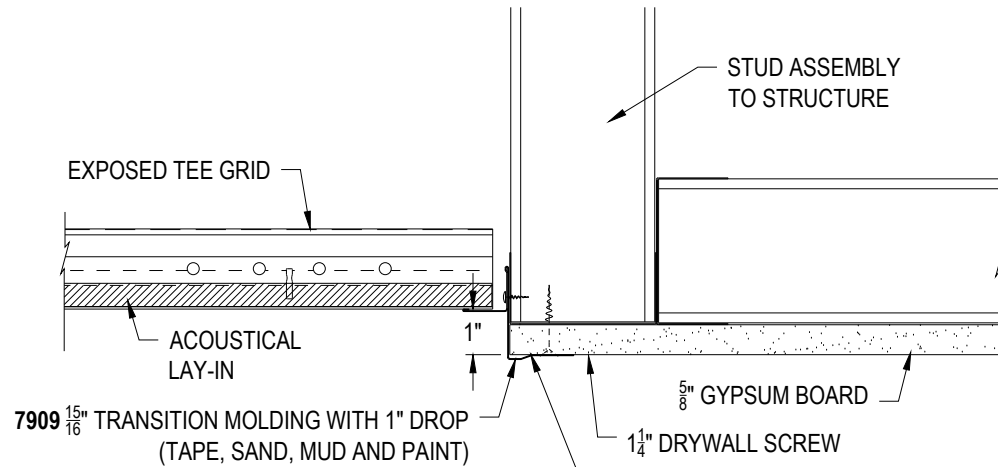
DATE: **1/31/25**

SCALE: **3"=1'-0"**

DESC.: .

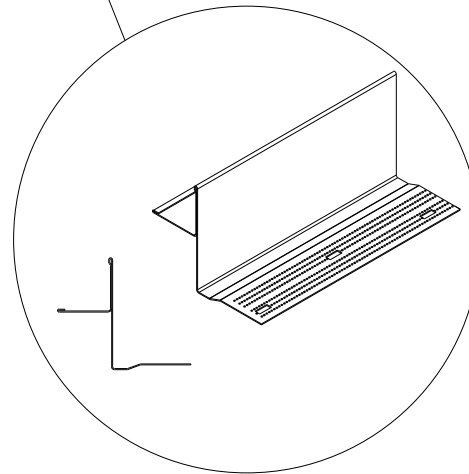
DRAWN BY: **DAG**

CHK BY: .



DD-09

7909 TRANSITION MOLDING WITH STUD



These drawings show typical conditions in which the Armstrong product depicted is installed. They are not a substitute for an architect's or engineer's plan and do not reflect the unique requirements of local building codes, laws, statutes, ordinances, rules and regulations (Legal Requirements) that may be applicable for a particular installation.

Armstrong does not warrant, and assumes no liability for the accuracy or completeness of the drawings for a particular installation or their fitness for a particular purpose. The user is advised to consult with a duly licensed architect or engineer in the particular locale of the installation to assure compliance with all Legal Requirements.

Armstrong is not licensed to provide professional architecture or engineering design services.

PROJECT NAME: STEEL TRANSITION MOLDINGS MASTER SHEET
7909 TRANSITION MOLDING WITH STUD

DWG. NO. A-F010-DD-09

REV: . DATE: .

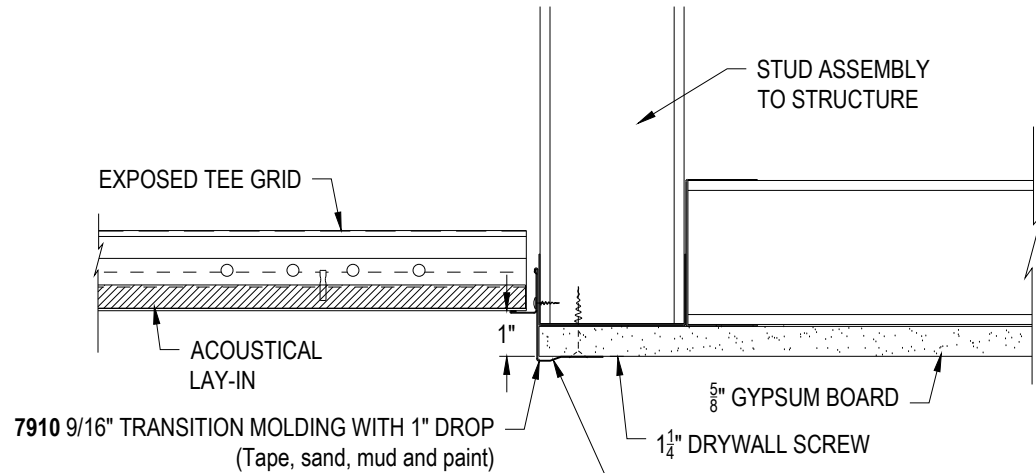
DATE: 1/31/25

SCALE: 3"=1'-0"

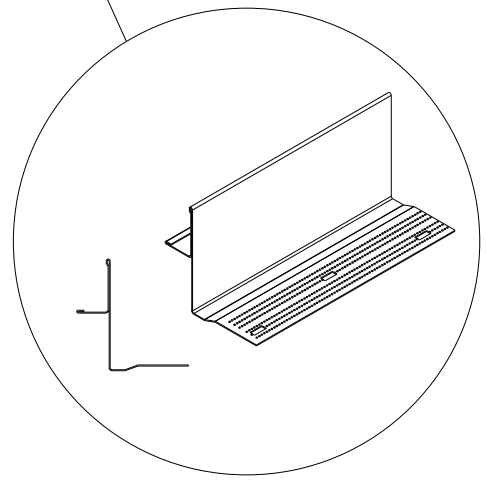
DESC.: .

DRAWN BY: DAG

CHK BY: .



DD-10 7910 TRANSITION MOLDING WITH STUD



These drawings show typical conditions in which the Armstrong product depicted is installed. They are not a substitute for an architect's or engineer's plan and do not reflect the unique requirements of local building codes, laws, statutes, ordinances, rules and regulations (Legal Requirements) that may be applicable for a particular installation.

Armstrong does not warrant, and assumes no liability for the accuracy or completeness of the drawings for a particular installation or their fitness for a particular purpose. The user is advised to consult with a duly licensed architect or engineer in the particular locale of the installation to assure compliance with all Legal Requirements.

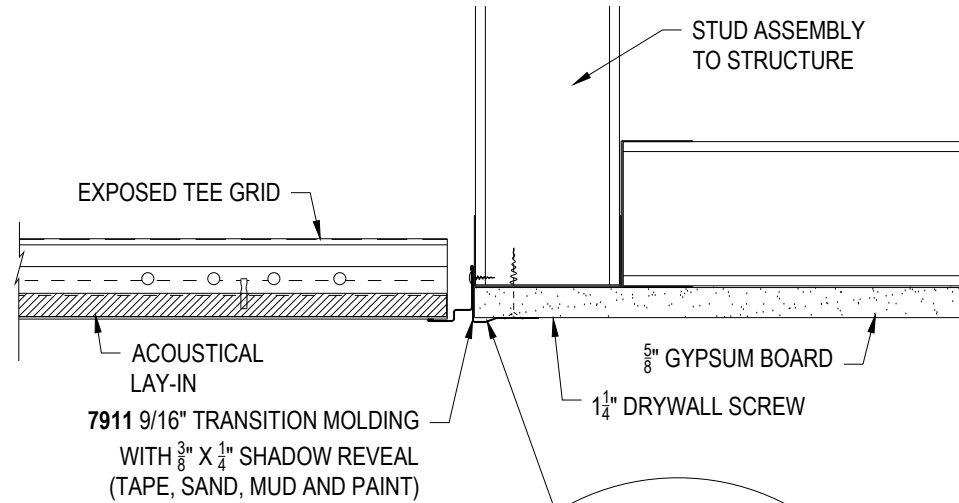
Armstrong is not licensed to provide professional architecture or engineering design services.

PROJECT NAME: STEEL TRANSITION MOLDINGS MASTER SHEET			
7910 TRANSITION MOLDING WITH STUD			
DWG. NO. A-F010-DD-10		REV: .	DATE: .
DATE: 1/31/25	SCALE: 3"=1'-0"		DESC.: .
DRAWN BY: DAG	CHK BY: .		

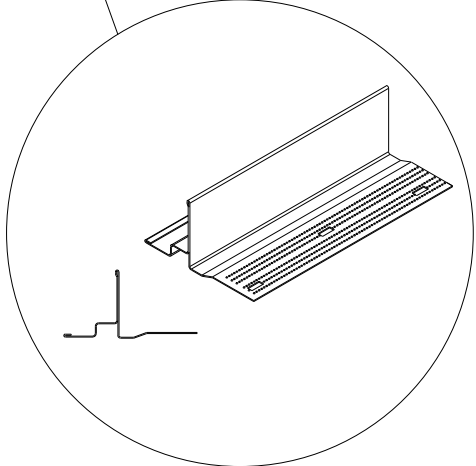


CEILING & WALL SOLUTIONS * ARMSTRONG WORLD INDUSTRIES, INC. * Lancaster, PA * Phone: 877-ARMSTRONG





DD-11 7911 TRANSITION MOLDING WITH STUD



These drawings show typical conditions in which the Armstrong product depicted is installed. They are not a substitute for an architect's or engineer's plan and do not reflect the unique requirements of local building codes, laws, statutes, ordinances, rules and regulations (Legal Requirements) that may be applicable for a particular installation.

Armstrong does not warrant, and assumes no liability for the accuracy or completeness of the drawings for a particular installation or their fitness for a particular purpose. The user is advised to consult with a duly licensed architect or engineer in the particular locale of the installation to assure compliance with all Legal Requirements.

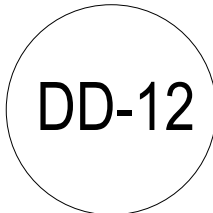
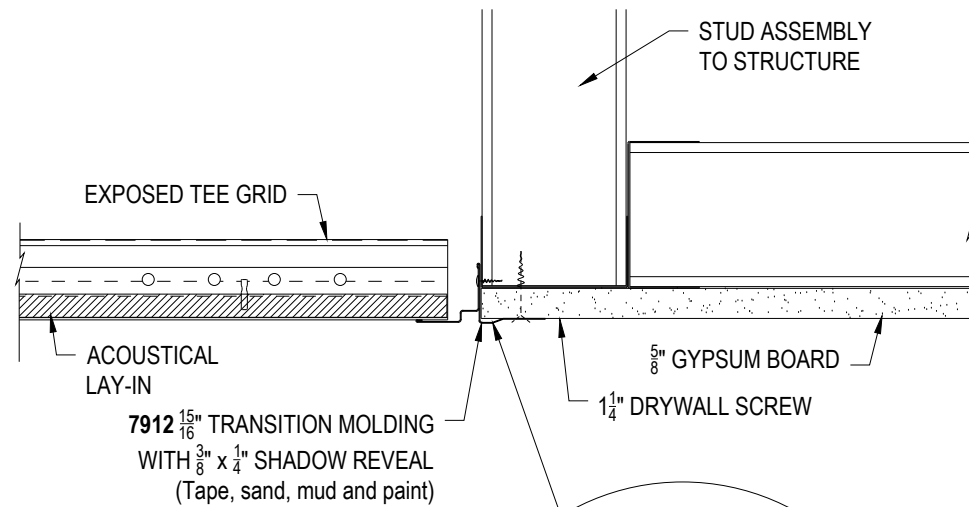
Armstrong is not licensed to provide professional architecture or engineering design services.

PROJECT NAME: STEEL TRANSITION MOLDINGS MASTER SHEET			
7911 TRANSITION MOLDING WITH STUD			
DWG. NO. A-F010-DD-11		REV: .	DATE: .
DATE: 1/31/25	SCALE: 3"=1'-0"	DESC.: .	
DRAWN BY: DAG	CHK BY: .		

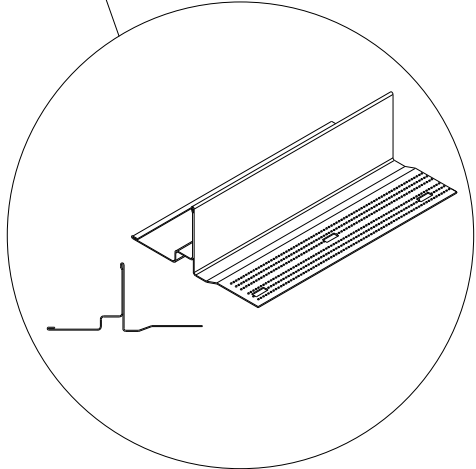


CEILING & WALL SOLUTIONS * ARMSTRONG WORLD INDUSTRIES, INC. * Lancaster, PA * Phone: 877-ARMSTRONG





7912 TRANSITION MOLDING WITH STUD



These drawings show typical conditions in which the Armstrong product depicted is installed. They are not a substitute for an architect's or engineer's plan and do not reflect the unique requirements of local building codes, laws, statutes, ordinances, rules and regulations (Legal Requirements) that may be applicable for a particular installation.

Armstrong does not warrant, and assumes no liability for the accuracy or completeness of the drawings for a particular installation or their fitness for a particular purpose. The user is advised to consult with a duly licensed architect or engineer in the particular locale of the installation to assure compliance with all Legal Requirements.

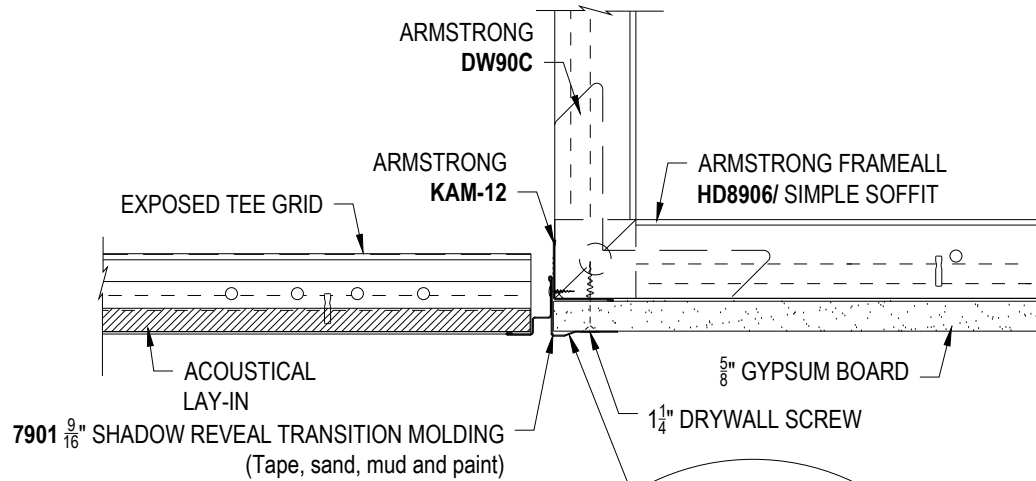
Armstrong is not licensed to provide professional architecture or engineering design services.

PROJECT NAME: STEEL TRANSITION MOLDINGS MASTER SHEET			
7912 TRANSITION MOLDING WITH STUD			
DWG. NO. A-F010-DD-12		REV: .	DATE: .
DATE: 1/31/25	SCALE: 3"=1'-0"	DESC.: .	
DRAWN BY: DAG	CHK BY: .		



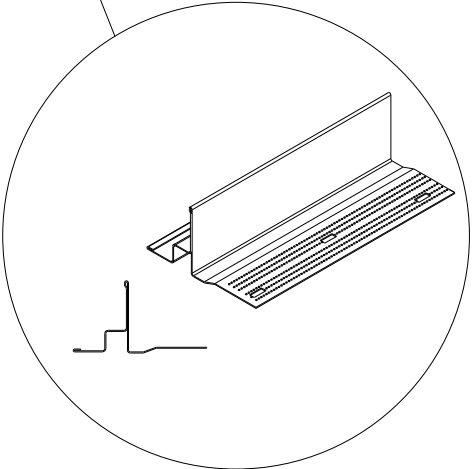
CEILING & WALL SOLUTIONS * ARMSTRONG WORLD INDUSTRIES, INC. * Lancaster, PA * Phone: 877-ARMSTRONG





DD-13

7901 TRANSITION MOLDING WITH DRYWALL UPTURN



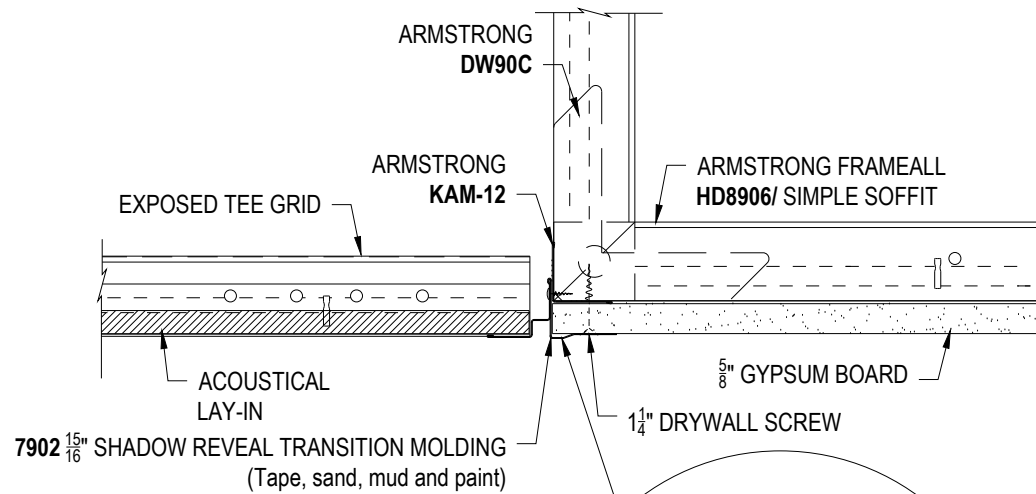
These drawings show typical conditions in which the Armstrong product depicted is installed. They are not a substitute for an architect's or engineer's plan and do not reflect the unique requirements of local building codes, laws, statutes, ordinances, rules and regulations (Legal Requirements) that may be applicable for a particular installation.

Armstrong does not warrant, and assumes no liability for the accuracy or completeness of the drawings for a particular installation or their fitness for a particular purpose. The user is advised to consult with a duly licensed architect or engineer in the particular locale of the installation to assure compliance with all Legal Requirements.

Armstrong is not licensed to provide professional architecture or engineering design services.

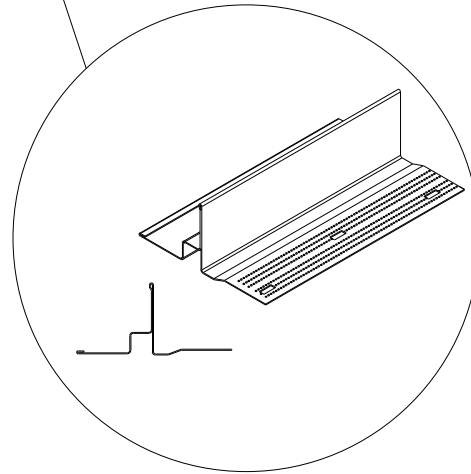
PROJECT NAME: **STEEL TRANSITION MOLDINGS MASTER SHEET**
7901 TRANSITION MOLDING WITH DRYWALL UPTURN

DWG. NO. A-F010-DD-13		REV: .	DATE: .
DATE: 1/31/25	SCALE: 3"=1'-0"	DESC.: .	
DRAWN BY: DAG	CHK BY: .		



DD-14

7902 TRANSITION MOLDING WITH DRYWALL UPTURN



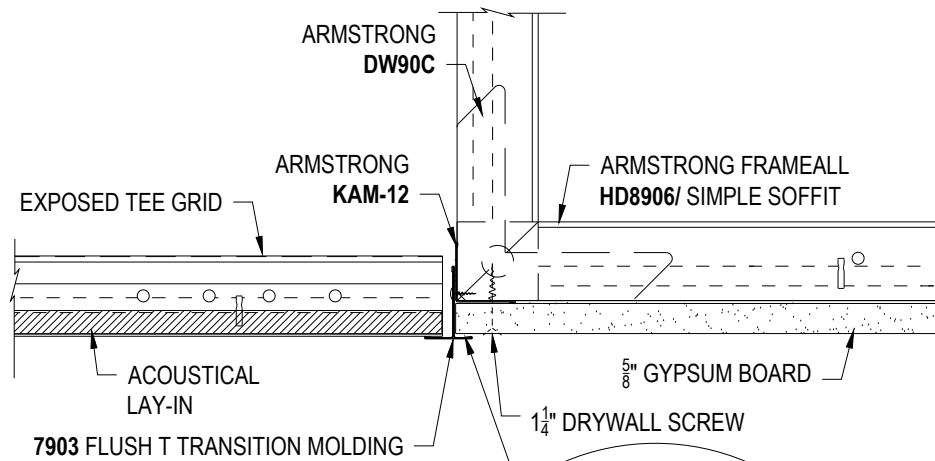
These drawings show typical conditions in which the Armstrong product depicted is installed. They are not a substitute for an architect's or engineer's plan and do not reflect the unique requirements of local building codes, laws, statutes, ordinances, rules and regulations (Legal Requirements) that may be applicable for a particular installation.

Armstrong does not warrant, and assumes no liability for the accuracy or completeness of the drawings for a particular installation or their fitness for a particular purpose. The user is advised to consult with a duly licensed architect or engineer in the particular locale of the installation to assure compliance with all Legal Requirements.

Armstrong is not licensed to provide professional architecture or engineering design services.

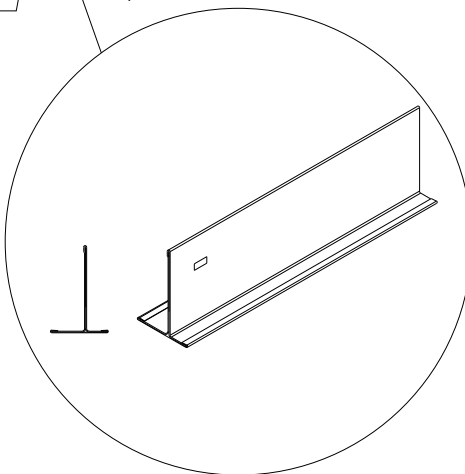
PROJECT NAME: **STEEL TRANSITION MOLDINGS MASTER SHEET**
7902 TRANSITION MOLDING WITH DRYWALL UPTURN

DWG. NO. A-F010-DD-14		REV: .	DATE: .
DATE: 1/31/25	SCALE: 3"=1'-0"	DESC.: .	
DRAWN BY: DAG	CHK BY: .		



DD-15

7903 TRANSITION MOLDING WITH DRYWALL UPTURN



These drawings show typical conditions in which the Armstrong product depicted is installed. They are not a substitute for an architect's or engineer's plan and do not reflect the unique requirements of local building codes, laws, statutes, ordinances, rules and regulations (Legal Requirements) that may be applicable for a particular installation.

Armstrong does not warrant, and assumes no liability for the accuracy or completeness of the drawings for a particular installation or their fitness for a particular purpose. The user is advised to consult with a duly licensed architect or engineer in the particular locale of the installation to assure compliance with all Legal Requirements.

Armstrong is not licensed to provide professional architecture or engineering design services.

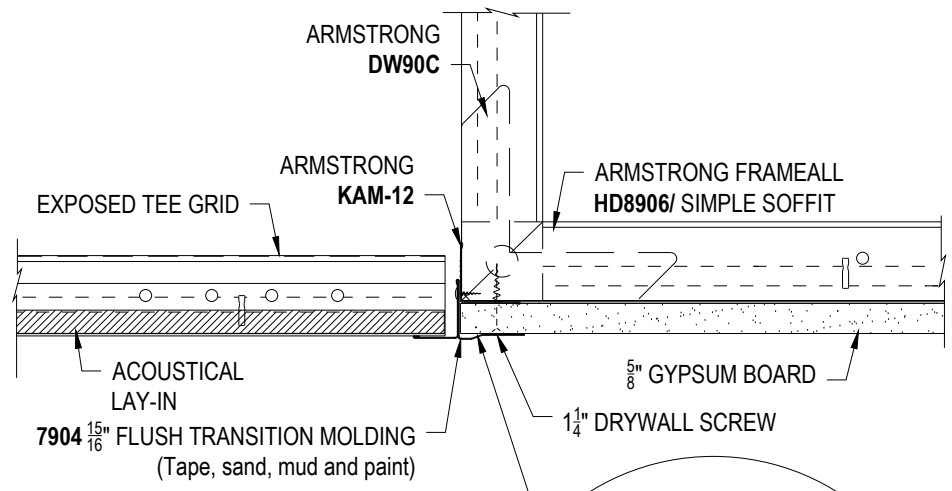
PROJECT NAME: **STEEL TRANSITION MOLDINGS MASTER SHEET**
7903 TRANSITION MOLDING WITH DRYWALL UPTURN

DWG. NO. A-F010-DD-15		REV: .	DATE: .
DATE: 1/31/25	SCALE: 3"=1'-0"	DESC.: .	
DRAWN BY: DAG	CHK BY: .		

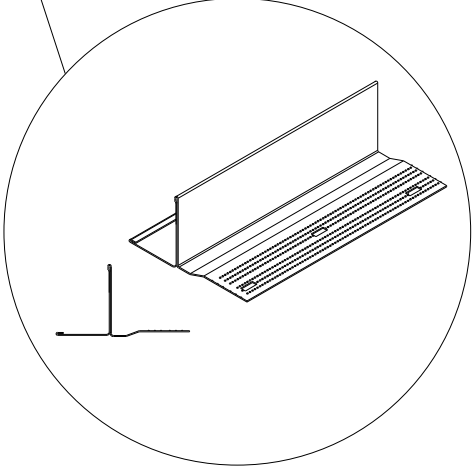


CEILING & WALL SOLUTIONS * ARMSTRONG WORLD INDUSTRIES, INC. * Lancaster, PA * Phone: 877-ARMSTRONG





DD-16 7904 TRANSITION MOLDING WITH DRYWALL UPTURN



These drawings show typical conditions in which the Armstrong product depicted is installed. They are not a substitute for an architect's or engineer's plan and do not reflect the unique requirements of local building codes, laws, statutes, ordinances, rules and regulations (Legal Requirements) that may be applicable for a particular installation.

Armstrong does not warrant, and assumes no liability for the accuracy or completeness of the drawings for a particular installation or their fitness for a particular purpose. The user is advised to consult with a duly licensed architect or engineer in the particular locale of the installation to assure compliance with all Legal Requirements.

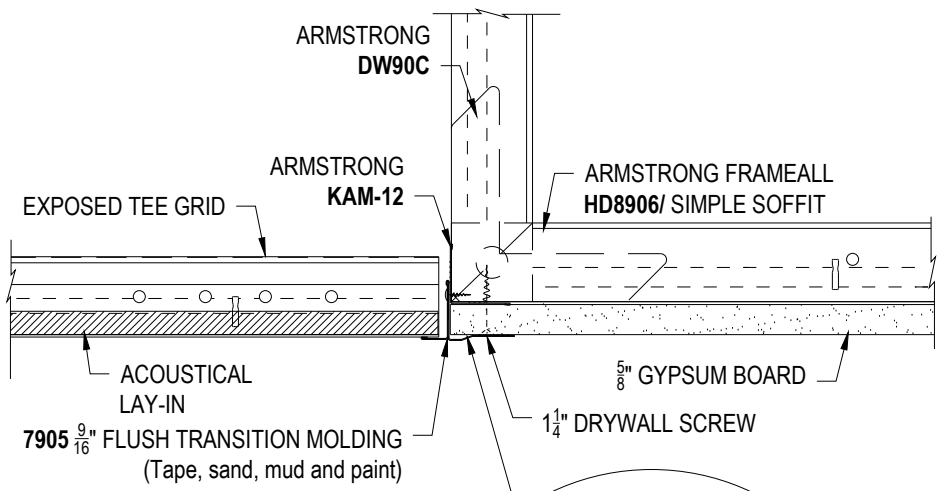
Armstrong is not licensed to provide professional architecture or engineering design services.

PROJECT NAME: STEEL TRANSITION MOLDINGS MASTER SHEET			
7904 TRANSITION MOLDING WITH DRYWALL UPTURN			
DWG. NO. A-F010-DD-16		REV: .	DATE: .
DATE: 1/31/25	SCALE: 3"=1'-0"		DESC.: .
DRAWN BY: DAG	CHK BY: .		

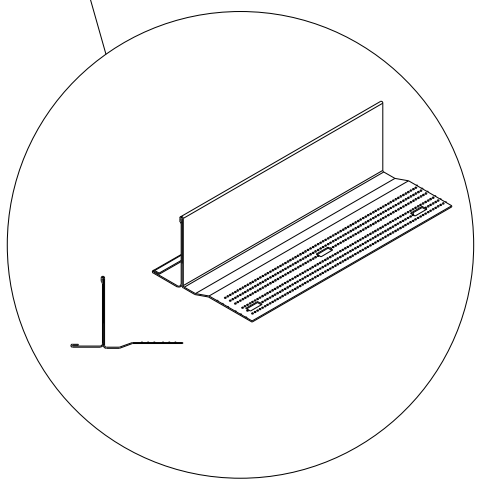


CEILING & WALL SOLUTIONS * ARMSTRONG WORLD INDUSTRIES, INC. * Lancaster, PA * Phone: 877-ARMSTRONG





DD-17 7905 TRANSITION MOLDING WITH DRYWALL UPTURN



These drawings show typical conditions in which the Armstrong product depicted is installed. They are not a substitute for an architect's or engineer's plan and do not reflect the unique requirements of local building codes, laws, statutes, ordinances, rules and regulations (Legal Requirements) that may be applicable for a particular installation.

Armstrong does not warrant, and assumes no liability for the accuracy or completeness of the drawings for a particular installation or their fitness for a particular purpose. The user is advised to consult with a duly licensed architect or engineer in the particular locale of the installation to assure compliance with all Legal Requirements.

Armstrong is not licensed to provide professional architecture or engineering design services.

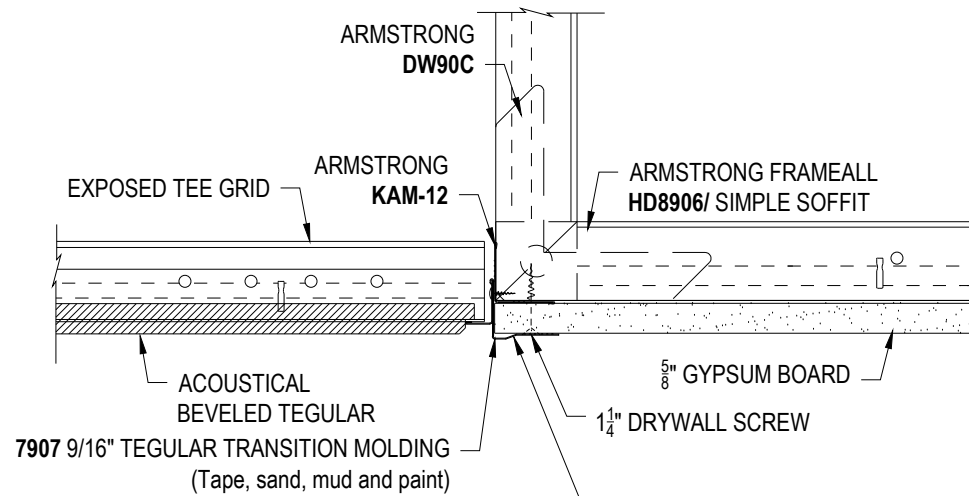
PROJECT NAME: **STEEL TRANSITION MOLDINGS MASTER SHEET**
7905 TRANSITION MOLDING WITH DRYWALL UPTURN

DWG. NO. A-F010-DD-17		REV: .	DATE: .
DATE: 1/31/25	SCALE: 3"=1'-0"	DESC.: .	
DRAWN BY: DAG	CHK BY: .		



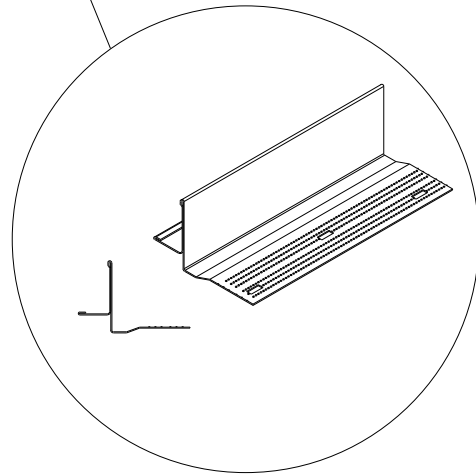
CEILING & WALL SOLUTIONS * ARMSTRONG WORLD INDUSTRIES, INC. * Lancaster, PA * Phone: 877-ARMSTRONG





DD-18

7907 TRANSITION MOLDING WITH DRYWALL UPTURN



These drawings show typical conditions in which the Armstrong product depicted is installed. They are not a substitute for an architect's or engineer's plan and do not reflect the unique requirements of local building codes, laws, statutes, ordinances, rules and regulations (Legal Requirements) that may be applicable for a particular installation.

Armstrong does not warrant, and assumes no liability for the accuracy or completeness of the drawings for a particular installation or their fitness for a particular purpose. The user is advised to consult with a duly licensed architect or engineer in the particular locale of the installation to assure compliance with all Legal Requirements.

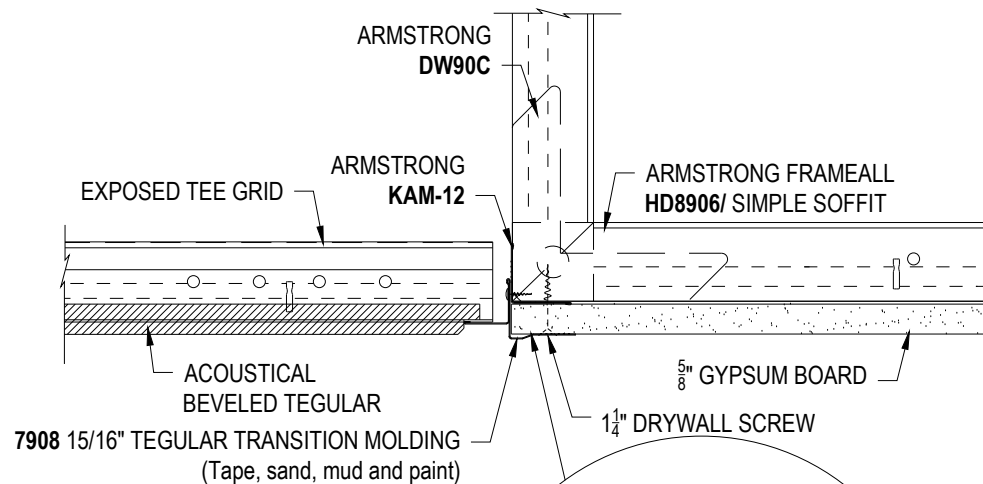
Armstrong is not licensed to provide professional architecture or engineering design services.

PROJECT NAME: STEEL TRANSITION MOLDINGS MASTER SHEET			
7907 TRANSITION MOLDING WITH DRYWALL UPTURN			
DWG. NO. A-F010-DD-18	REV: .	DATE: .	
DATE: 1/31/25	SCALE: 3"=1'-0"	DESC.: .	
DRAWN BY: DAG	CHK BY: .		



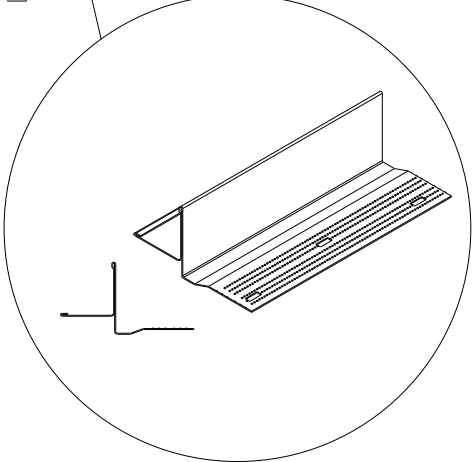
CEILING & WALL SOLUTIONS * ARMSTRONG WORLD INDUSTRIES, INC. * Lancaster, PA * Phone: 877-ARMSTRONG





DD-19

7908 TRANSITION MOLDING WITH UPTURN



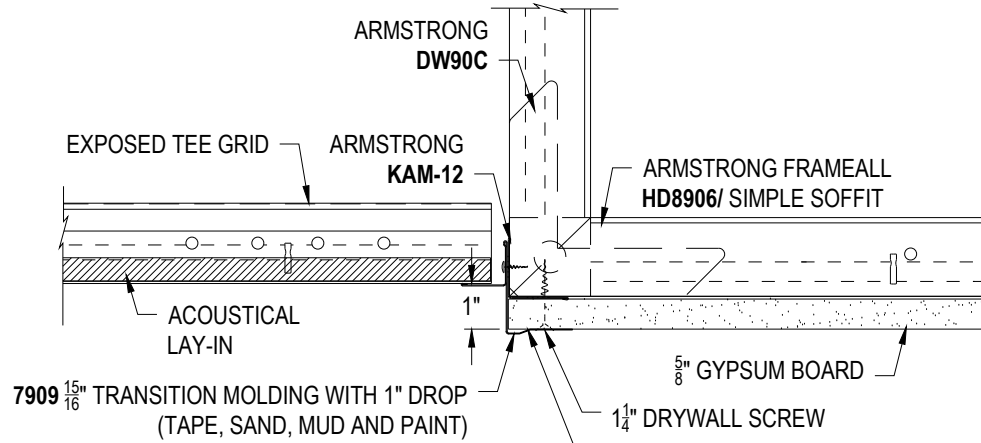
These drawings show typical conditions in which the Armstrong product depicted is installed. They are not a substitute for an architect's or engineer's plan and do not reflect the unique requirements of local building codes, laws, statutes, ordinances, rules and regulations (Legal Requirements) that may be applicable for a particular installation.

Armstrong does not warrant, and assumes no liability for the accuracy or completeness of the drawings for a particular installation or their fitness for a particular purpose. The user is advised to consult with a duly licensed architect or engineer in the particular locale of the installation to assure compliance with all Legal Requirements.

Armstrong is not licensed to provide professional architecture or engineering design services.

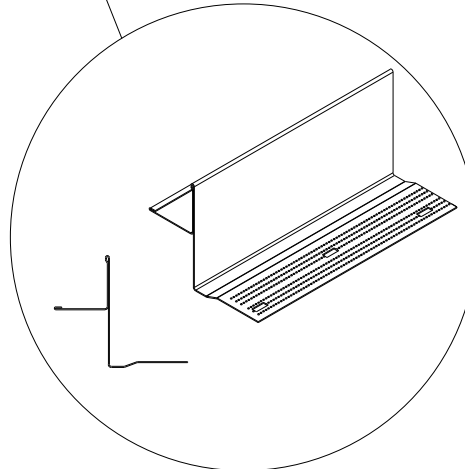
PROJECT NAME: **STEEL TRANSITION MOLDINGS MASTER SHEET**
7908 TRANSITION MOLDING WITH DRYWALL UPTURN

DWG. NO. A-F010-DD-19		REV: .	DATE: .
DATE: 1/31/25	SCALE: 3"=1'-0"	DESC.: .	
DRAWN BY: DAG	CHK BY: .		



DD-20

**7909 TRANSITION MOLDING
WITH DRYWALL UPTURN**



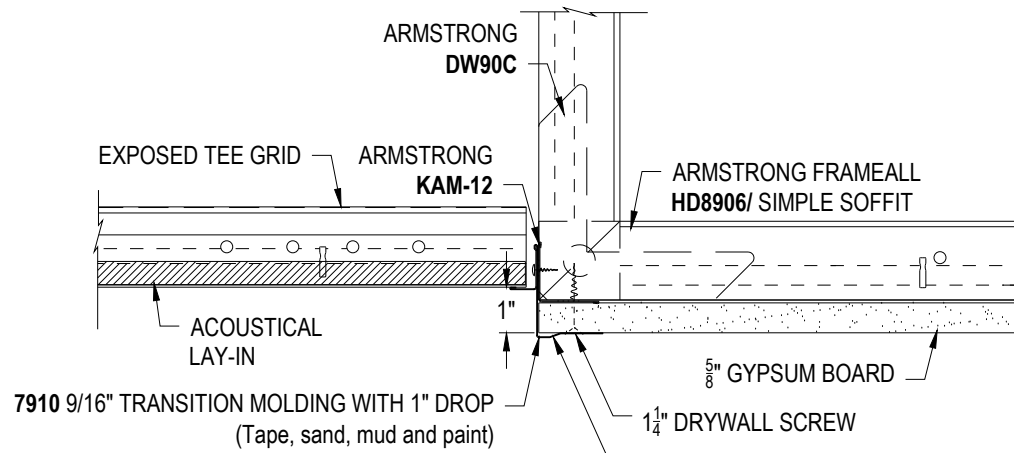
These drawings show typical conditions in which the Armstrong product depicted is installed. They are not a substitute for an architect's or engineer's plan and do not reflect the unique requirements of local building codes, laws, statutes, ordinances, rules and regulations (Legal Requirements) that may be applicable for a particular installation.

Armstrong does not warrant, and assumes no liability for the accuracy or completeness of the drawings for a particular installation or their fitness for a particular purpose. The user is advised to consult with a duly licensed architect or engineer in the particular locale of the installation to assure compliance with all Legal Requirements.

Armstrong is not licensed to provide professional architecture or engineering design services.

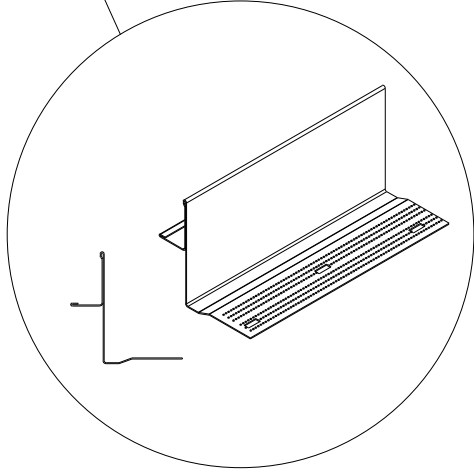
PROJECT NAME: **STEEL TRANSITION MOLDINGS MASTER SHEET**
7909 TRANSITION MOLDING WITH DRYWALL UPTURN

DWG. NO. A-F010-DD-20		REV: .	DATE: .
DATE: 1/31/25	SCALE: 3"=1'-0"	DESC.: .	
DRAWN BY: DAG	CHK BY: .		



DD-21

7910 TRANSITION MOLDING WITH DRYWALL UPTURN



These drawings show typical conditions in which the Armstrong product depicted is installed. They are not a substitute for an architect's or engineer's plan and do not reflect the unique requirements of local building codes, laws, statutes, ordinances, rules and regulations (Legal Requirements) that may be applicable for a particular installation.

Armstrong does not warrant, and assumes no liability for the accuracy or completeness of the drawings for a particular installation or their fitness for a particular purpose. The user is advised to consult with a duly licensed architect or engineer in the particular locale of the installation to assure compliance with all Legal Requirements.

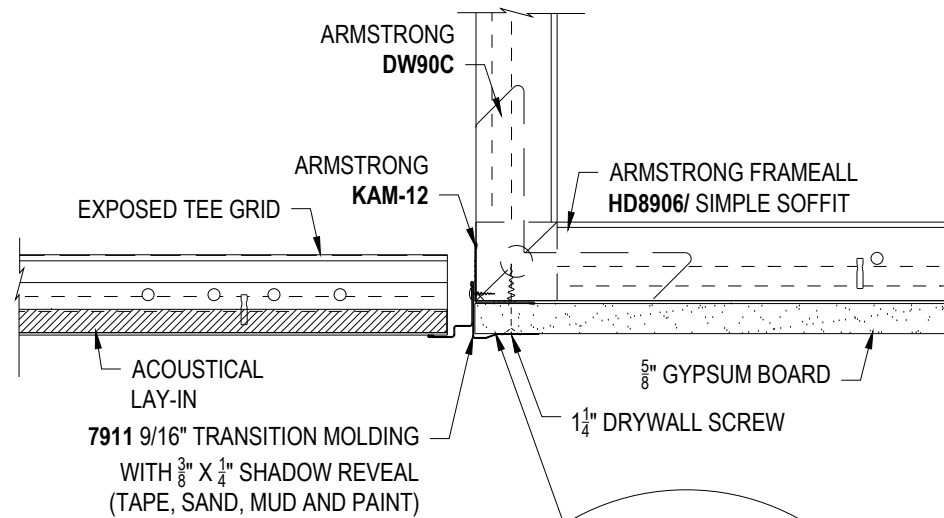
Armstrong is not licensed to provide professional architecture or engineering design services.

PROJECT NAME: STEEL TRANSITION MOLDINGS MASTER SHEET			
7910 TRANSITION MOLDING WITH DRYWALL UPTURN			
DWG. NO. A-F010-DD-21		REV: .	DATE: .
DATE: 1/31/25	SCALE: 3"=1'-0"		DESC.: .
DRAWN BY: DAG	CHK BY: .		

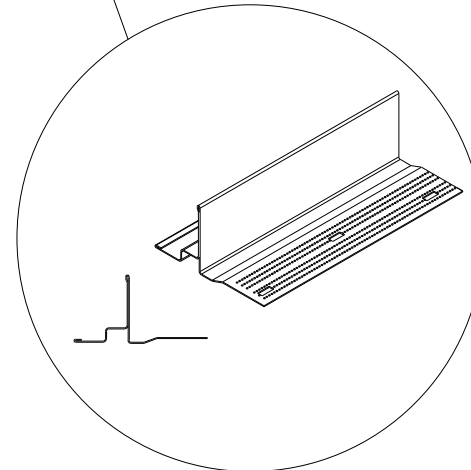


CEILING & WALL SOLUTIONS * ARMSTRONG WORLD INDUSTRIES, INC. * Lancaster, PA * Phone: 877-ARMSTRONG





DD-22 7911 TRANSITION MOLDING
WITH DRYWALL UPTURN



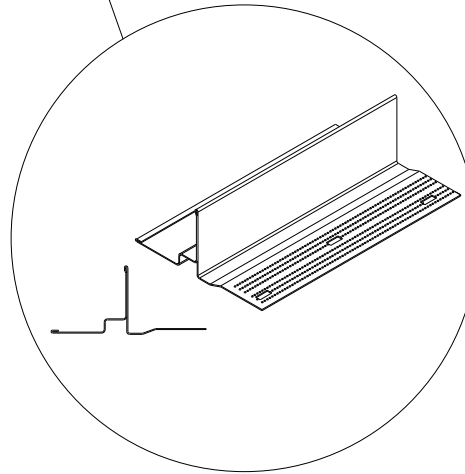
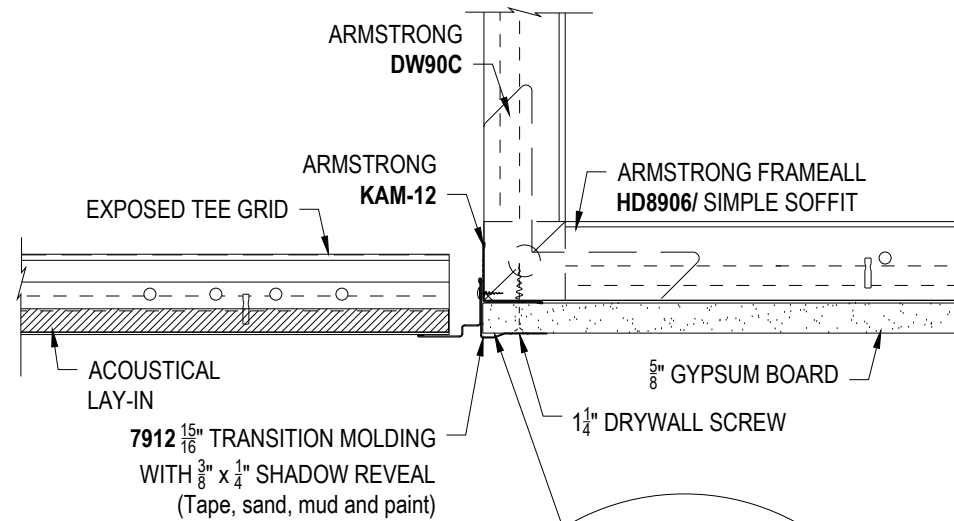
These drawings show typical conditions in which the Armstrong product depicted is installed. They are not a substitute for an architect's or engineer's plan and do not reflect the unique requirements of local building codes, laws, statutes, ordinances, rules and regulations (Legal Requirements) that may be applicable for a particular installation.

Armstrong does not warrant, and assumes no liability for the accuracy or completeness of the drawings for a particular installation or their fitness for a particular purpose. The user is advised to consult with a duly licensed architect or engineer in the particular locale of the installation to assure compliance with all Legal Requirements.

Armstrong is not licensed to provide professional architecture or engineering design services.

PROJECT NAME: **STEEL TRANSITION MOLDINGS MASTER SHEET**
7911 TRANSITION MOLDING WITH DRYWALL UPTURN

DWG. NO. A-F010-DD-22		REV: .	DATE: .
DATE: 1/31/25	SCALE: 3"=1'-0"	DESC.: .	
DRAWN BY: DAG	CHK BY: .		



DD-23 **7912 TRANSITION MOLDING WITH DRYWALL UPTURN**

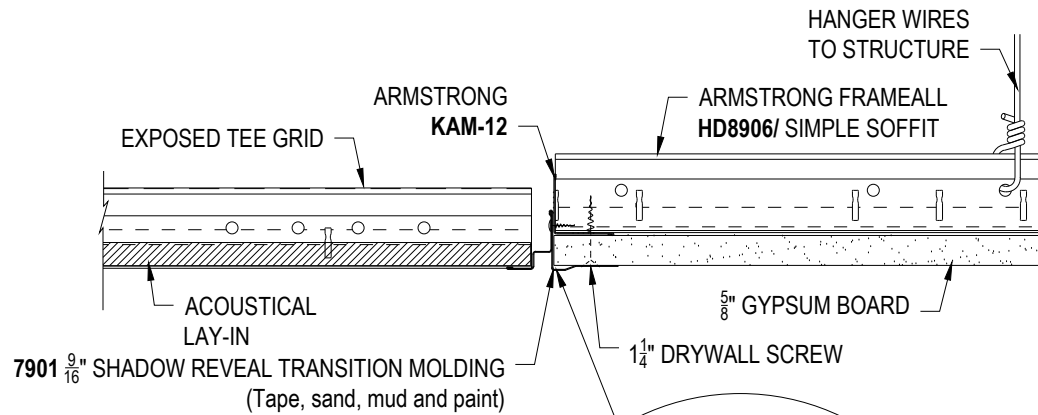
These drawings show typical conditions in which the Armstrong product depicted is installed. They are not a substitute for an architect's or engineer's plan and do not reflect the unique requirements of local building codes, laws, statutes, ordinances, rules and regulations (Legal Requirements) that may be applicable for a particular installation.

Armstrong does not warrant, and assumes no liability for the accuracy or completeness of the drawings for a particular installation or their fitness for a particular purpose. The user is advised to consult with a duly licensed architect or engineer in the particular locale of the installation to assure compliance with all Legal Requirements.

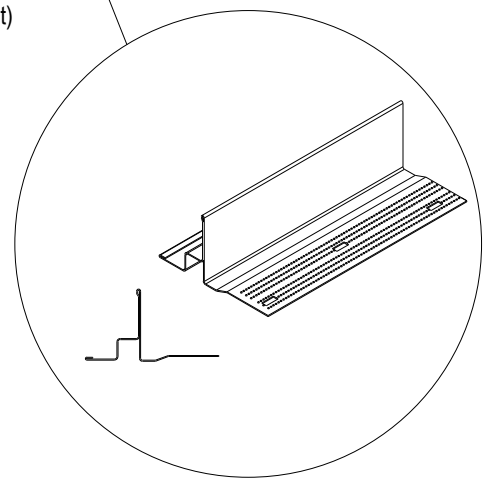
Armstrong is not licensed to provide professional architecture or engineering design services.

PROJECT NAME: STEEL TRANSITION MOLDINGS MASTER SHEET			
7912 TRANSITION MOLDING WITH DRYWALL UPTURN			
DWG. NO. A-F010-DD-23		REV: .	DATE: .
DATE: 1/31/25	SCALE: 3"=1'-0"	DESC.: .	
DRAWN BY: DAG	CHK BY: .		





DD-24 7901 TRANSITION MOLDING



These drawings show typical conditions in which the Armstrong product depicted is installed. They are not a substitute for an architect's or engineer's plan and do not reflect the unique requirements of local building codes, laws, statutes, ordinances, rules and regulations (Legal Requirements) that may be applicable for a particular installation.

Armstrong does not warrant, and assumes no liability for the accuracy or completeness of the drawings for a particular installation or their fitness for a particular purpose. The user is advised to consult with a duly licensed architect or engineer in the particular locale of the installation to assure compliance with all Legal Requirements.

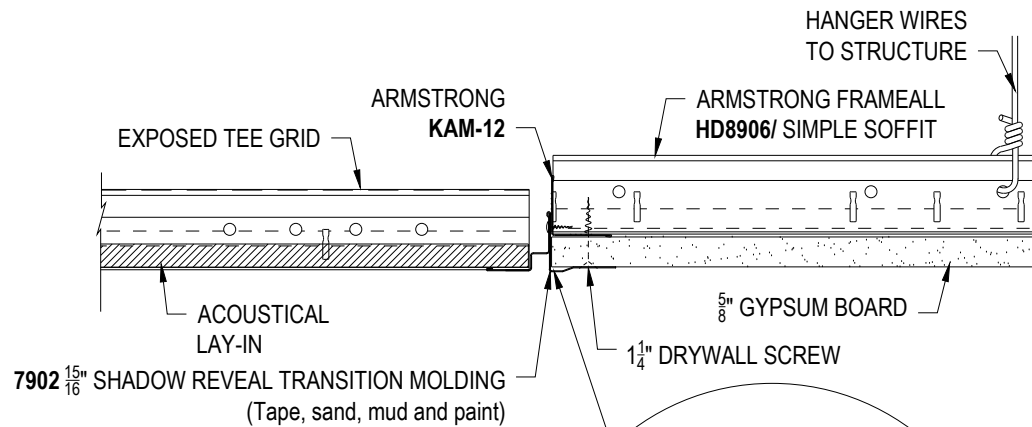
Armstrong is not licensed to provide professional architecture or engineering design services.

PROJECT NAME: STEEL TRANSITION MOLDINGS MASTER SHEET			
7901 TRANSITION MOLDING			
DWG. NO. A-F010-DD-24		REV: .	DATE: .
DATE: 1/31/25	SCALE: 3"=1'-0"	DESC.: .	
DRAWN BY: DAG	CHK BY: .		



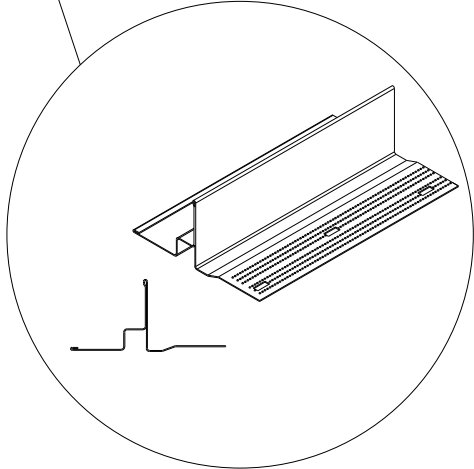
CEILING & WALL SOLUTIONS * ARMSTRONG WORLD INDUSTRIES, INC. * Lancaster, PA * Phone: 877-ARMSTRONG





DD-25

7902 TRANSITION MOLDING



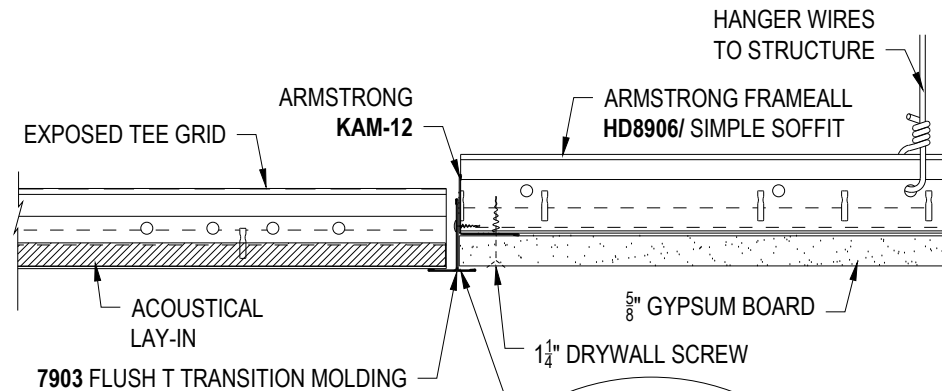
These drawings show typical conditions in which the Armstrong product depicted is installed. They are not a substitute for an architect's or engineer's plan and do not reflect the unique requirements of local building codes, laws, statutes, ordinances, rules and regulations (Legal Requirements) that may be applicable for a particular installation.

Armstrong does not warrant, and assumes no liability for the accuracy or completeness of the drawings for a particular installation or their fitness for a particular purpose. The user is advised to consult with a duly licensed architect or engineer in the particular locale of the installation to assure compliance with all Legal Requirements.

Armstrong is not licensed to provide professional architecture or engineering design services.

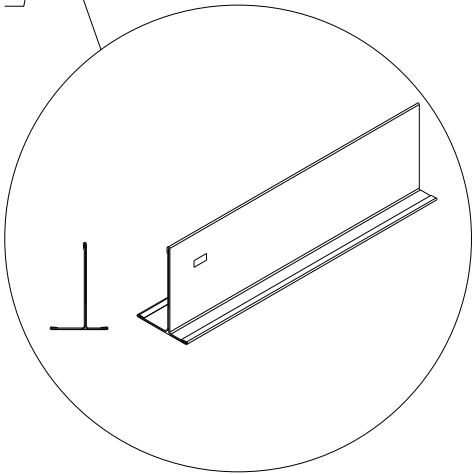
PROJECT NAME: **STEEL TRANSITION MOLDINGS MASTER SHEET**
7902 TRANSITION MOLDING

DWG. NO. A-F010-DD-25		REV: .	DATE: .
DATE: 1/31/25	SCALE: 3"=1'-0"	DESC.: .	
DRAWN BY: DAG	CHK BY: .		



DD-26

7903 TRANSITION MOLDING



These drawings show typical conditions in which the Armstrong product depicted is installed. They are not a substitute for an architect's or engineer's plan and do not reflect the unique requirements of local building codes, laws, statutes, ordinances, rules and regulations (Legal Requirements) that may be applicable for a particular installation.

Armstrong does not warrant, and assumes no liability for the accuracy or completeness of the drawings for a particular installation or their fitness for a particular purpose. The user is advised to consult with a duly licensed architect or engineer in the particular locale of the installation to assure compliance with all Legal Requirements.

Armstrong is not licensed to provide professional architecture or engineering design services.

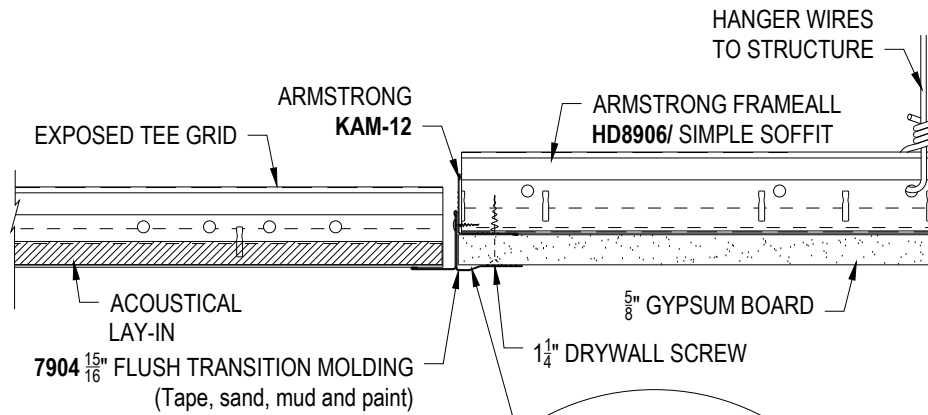
PROJECT NAME: **STEEL TRANSITION MOLDINGS MASTER SHEET**
7903 TRANSITION MOLDING

DWG. NO. A-F010-DD-26		REV: .	DATE: .
DATE: 12/31/24	SCALE: 3"=1'-0"	DESC.: .	
DRAWN BY: DAG	CHK BY: .		



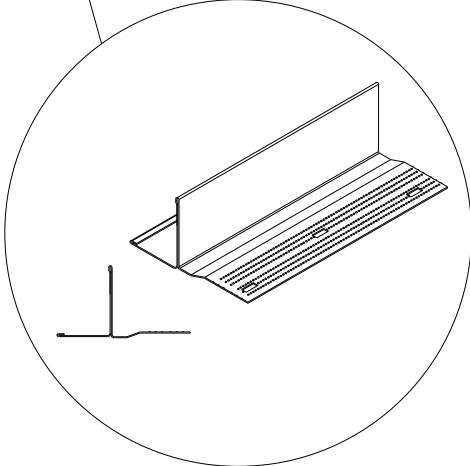
CEILING & WALL SOLUTIONS * ARMSTRONG WORLD INDUSTRIES, INC. * Lancaster, PA * Phone: 877-ARMSTRONG





DD-27

7904 TRANSITION MOLDING



These drawings show typical conditions in which the Armstrong product depicted is installed. They are not a substitute for an architect's or engineer's plan and do not reflect the unique requirements of local building codes, laws, statutes, ordinances, rules and regulations (Legal Requirements) that may be applicable for a particular installation.

Armstrong does not warrant, and assumes no liability for the accuracy or completeness of the drawings for a particular installation or their fitness for a particular purpose. The user is advised to consult with a duly licensed architect or engineer in the particular locale of the installation to assure compliance with all Legal Requirements.

Armstrong is not licensed to provide professional architecture or engineering design services.

PROJECT NAME: **STEEL TRANSITION MOLDINGS MASTER SHEET**
7904 TRANSITION MOLDING

DWG. NO. **A-F010-DD-27** REV: . DATE: .

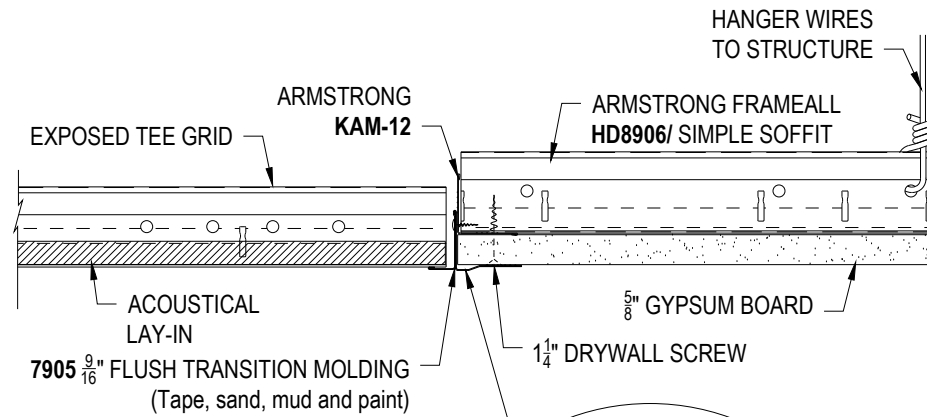
DATE: **1/31/25** SCALE: **3"=1'-0"** DESC.: .

DRAWN BY: **DAG** CHK BY: .



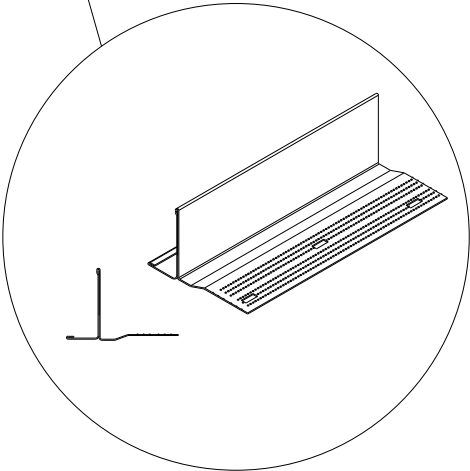
CEILING & WALL SOLUTIONS * ARMSTRONG WORLD INDUSTRIES, INC. * Lancaster, PA * Phone: 877-ARMSTRONG





DD-28

7905 TRANSITION MOLDING



These drawings show typical conditions in which the Armstrong product depicted is installed. They are not a substitute for an architect's or engineer's plan and do not reflect the unique requirements of local building codes, laws, statutes, ordinances, rules and regulations (Legal Requirements) that may be applicable for a particular installation.

Armstrong does not warrant, and assumes no liability for the accuracy or completeness of the drawings for a particular installation or their fitness for a particular purpose. The user is advised to consult with a duly licensed architect or engineer in the particular locale of the installation to assure compliance with all Legal Requirements.

Armstrong is not licensed to provide professional architecture or engineering design services.

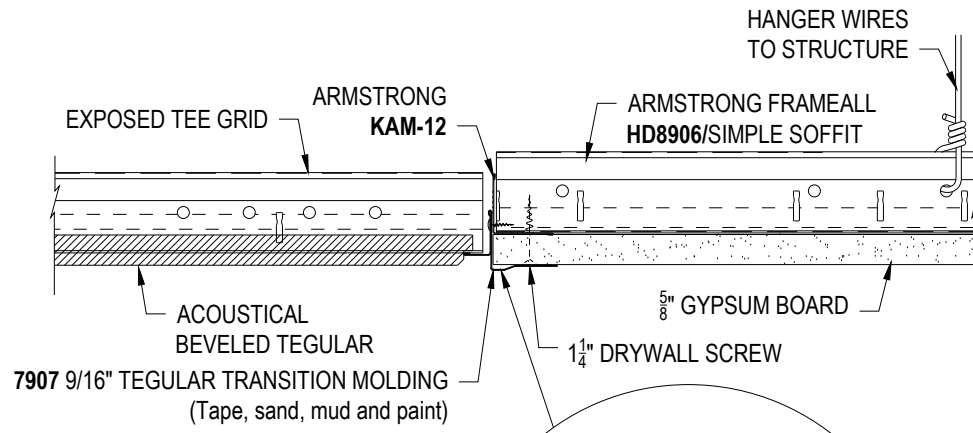
PROJECT NAME: STEEL TRANSITION MOLDINGS MASTER SHEET
7905 TRANSITION MOLDING

DWG. NO. A-F010-DD-28		REV: .	DATE: .
DATE: 1/31/25	SCALE: 3"=1'-0"	DESC.: .	
DRAWN BY: DAG	CHK BY: .		



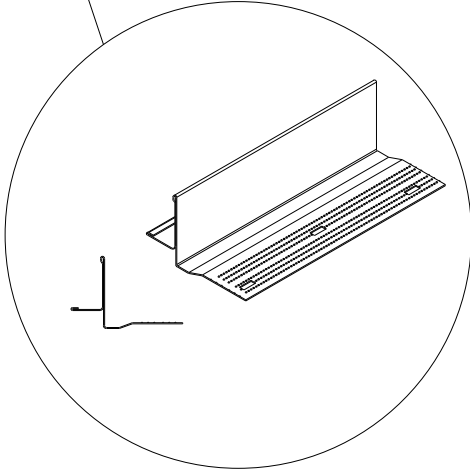
CEILING & WALL SOLUTIONS * ARMSTRONG WORLD INDUSTRIES, INC. * Lancaster, PA * Phone: 877-ARMSTRONG





DD-29

7907 TRANSITION MOLDING



These drawings show typical conditions in which the Armstrong product depicted is installed. They are not a substitute for an architect's or engineer's plan and do not reflect the unique requirements of local building codes, laws, statutes, ordinances, rules and regulations (Legal Requirements) that may be applicable for a particular installation.

Armstrong does not warrant, and assumes no liability for the accuracy or completeness of the drawings for a particular installation or their fitness for a particular purpose. The user is advised to consult with a duly licensed architect or engineer in the particular locale of the installation to assure compliance with all Legal Requirements.

Armstrong is not licensed to provide professional architecture or engineering design services.

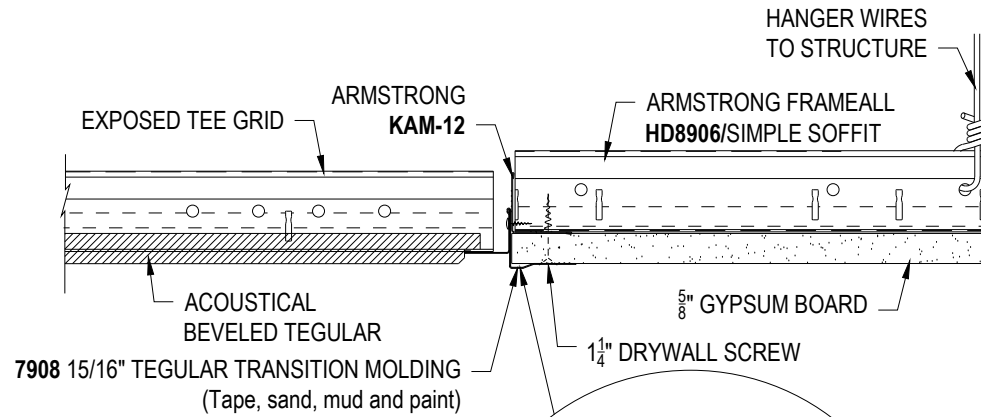
PROJECT NAME: STEEL TRANSITION MOLDINGS MASTER SHEET
7907 TRANSITION MOLDING

DWG. NO. A-F010-DD-29		REV: .	DATE: .
DATE: 1/31/25	SCALE: 3"=1'-0"	DESC.: .	
DRAWN BY: DAG	CHK BY: .		



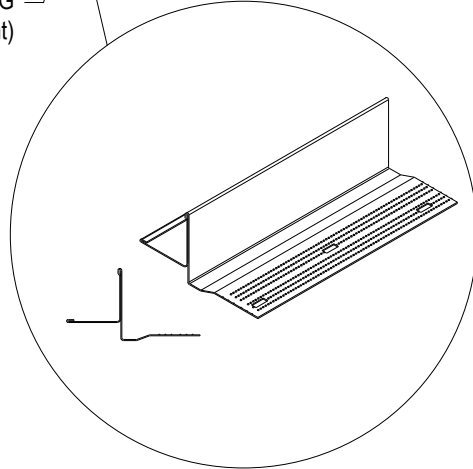
CEILING & WALL SOLUTIONS * ARMSTRONG WORLD INDUSTRIES, INC. * Lancaster, PA * Phone: 877-ARMSTRONG





DD-30

7908 TRANSITION MOLDING



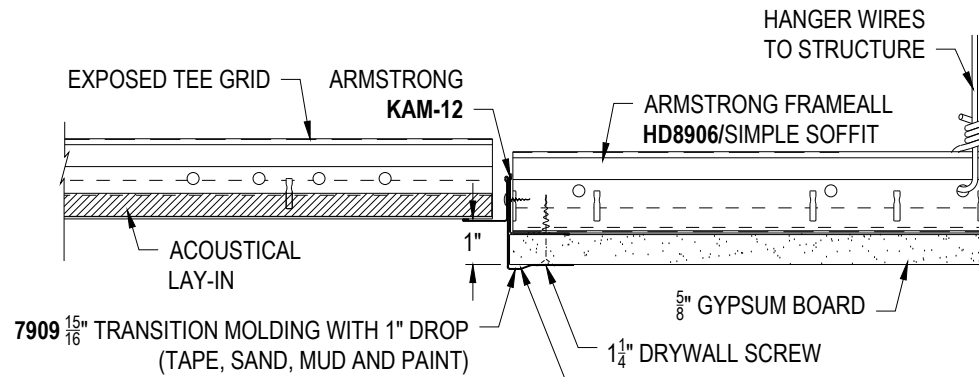
These drawings show typical conditions in which the Armstrong product depicted is installed. They are not a substitute for an architect's or engineer's plan and do not reflect the unique requirements of local building codes, laws, statutes, ordinances, rules and regulations (Legal Requirements) that may be applicable for a particular installation.

Armstrong does not warrant, and assumes no liability for the accuracy or completeness of the drawings for a particular installation or their fitness for a particular purpose. The user is advised to consult with a duly licensed architect or engineer in the particular locale of the installation to assure compliance with all Legal Requirements.

Armstrong is not licensed to provide professional architecture or engineering design services.

PROJECT NAME: **STEEL TRANSITION MOLDINGS MASTER SHEET**
7908 TRANSITION MOLDING

DWG. NO. A-F010-DD-30		REV: .	DATE: .
DATE: 1/31/25	SCALE: 3"=1'-0"	DESC.: .	
DRAWN BY: DAG	CHK BY: .		



DD-31

7909 TRANSITION MOLDING

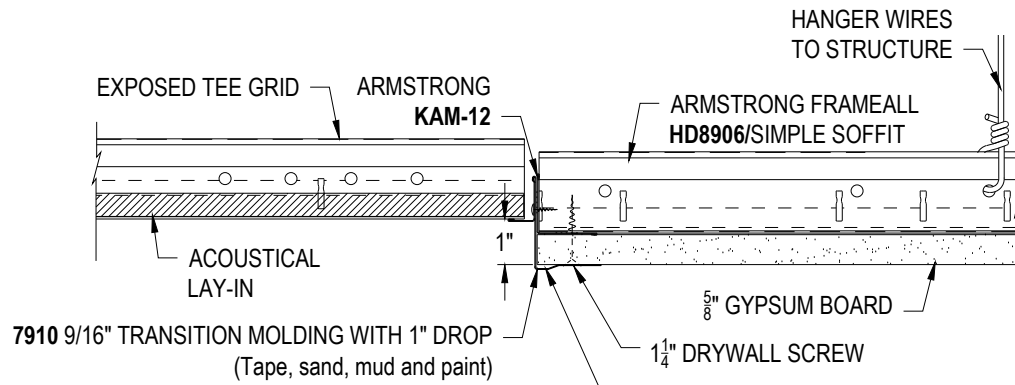
These drawings show typical conditions in which the Armstrong product depicted is installed. They are not a substitute for an architect's or engineer's plan and do not reflect the unique requirements of local building codes, laws, statutes, ordinances, rules and regulations (Legal Requirements) that may be applicable for a particular installation.

Armstrong does not warrant, and assumes no liability for the accuracy or completeness of the drawings for a particular installation or their fitness for a particular purpose. The user is advised to consult with a duly licensed architect or engineer in the particular locale of the installation to assure compliance with all Legal Requirements.

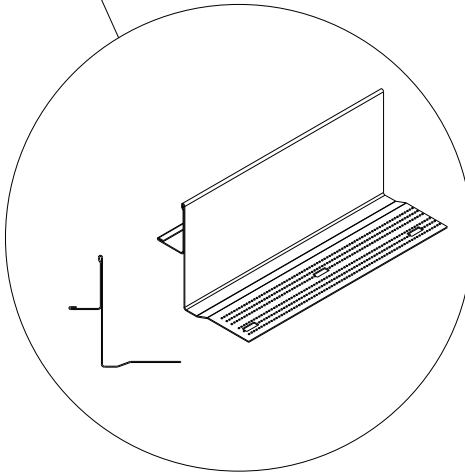
Armstrong is not licensed to provide professional architecture or engineering design services.

PROJECT NAME: **STEEL TRANSITION MOLDINGS MASTER SHEET**
7909 TRANSITION MOLDING

DWG. NO. A-F010-DD-31		REV: .	DATE: .
DATE: 1/31/25	SCALE: 3"=1'-0"	DESC.: .	
DRAWN BY: DAG	CHK BY: .		



DD-32 7910 TRANSITION MOLDING



These drawings show typical conditions in which the Armstrong product depicted is installed. They are not a substitute for an architect's or engineer's plan and do not reflect the unique requirements of local building codes, laws, statutes, ordinances, rules and regulations (Legal Requirements) that may be applicable for a particular installation.

Armstrong does not warrant, and assumes no liability for the accuracy or completeness of the drawings for a particular installation or their fitness for a particular purpose. The user is advised to consult with a duly licensed architect or engineer in the particular locale of the installation to assure compliance with all Legal Requirements.

Armstrong is not licensed to provide professional architecture or engineering design services.

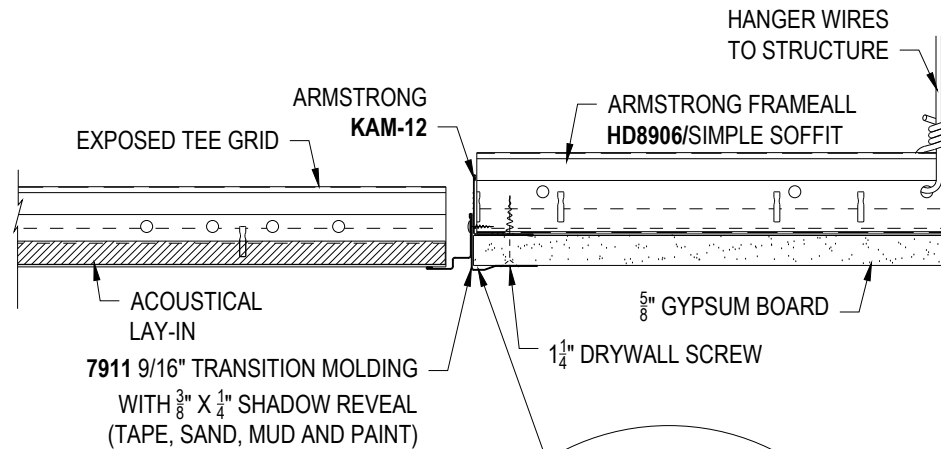
PROJECT NAME: **STEEL TRANSITION MOLDINGS MASTER SHEET**
7910 TRANSITION MOLDING

DWG. NO. A-F010-DD-32		REV: .	DATE: .
DATE: 1/31/25	SCALE: 3"=1'-0"	DESC.: .	
DRAWN BY: DAG	CHK BY: .		



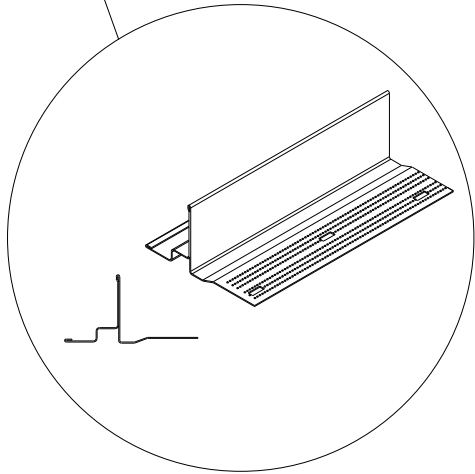
CEILING & WALL SOLUTIONS * ARMSTRONG WORLD INDUSTRIES, INC. * Lancaster, PA * Phone: 877-ARMSTRONG





DD-33

7911 TRANSITION MOLDING



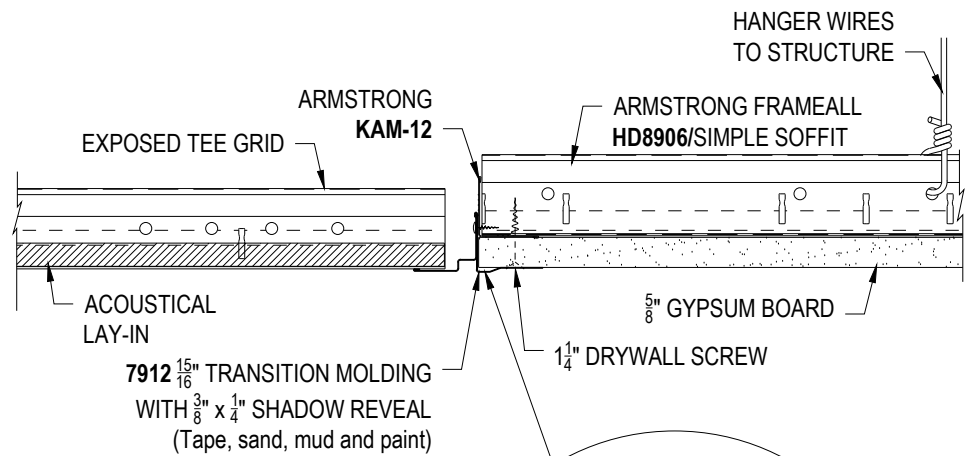
These drawings show typical conditions in which the Armstrong product depicted is installed. They are not a substitute for an architect's or engineer's plan and do not reflect the unique requirements of local building codes, laws, statutes, ordinances, rules and regulations (Legal Requirements) that may be applicable for a particular installation.

Armstrong does not warrant, and assumes no liability for the accuracy or completeness of the drawings for a particular installation or their fitness for a particular purpose. The user is advised to consult with a duly licensed architect or engineer in the particular locale of the installation to assure compliance with all Legal Requirements.

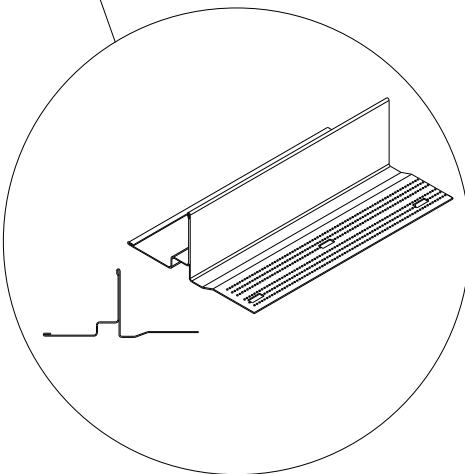
Armstrong is not licensed to provide professional architecture or engineering design services.

PROJECT NAME: STEEL TRANSITION MOLDINGS MASTER SHEET
7911 TRANSITION MOLDING

DWG. NO. A-F010-DD-33		REV: .	DATE: .
DATE: 1/31/25	SCALE: 3"=1'-0"	DESC.: .	
DRAWN BY: DAG	CHK BY: .		



DD-34 7912 TRANSITION MOLDING



These drawings show typical conditions in which the Armstrong product depicted is installed. They are not a substitute for an architect's or engineer's plan and do not reflect the unique requirements of local building codes, laws, statutes, ordinances, rules and regulations (Legal Requirements) that may be applicable for a particular installation.

Armstrong does not warrant, and assumes no liability for the accuracy or completeness of the drawings for a particular installation or their fitness for a particular purpose. The user is advised to consult with a duly licensed architect or engineer in the particular locale of the installation to assure compliance with all Legal Requirements.

Armstrong is not licensed to provide professional architecture or engineering design services.

PROJECT NAME: **STEEL TRANSITION MOLDINGS MASTER SHEET**
7912 TRANSITION MOLDING

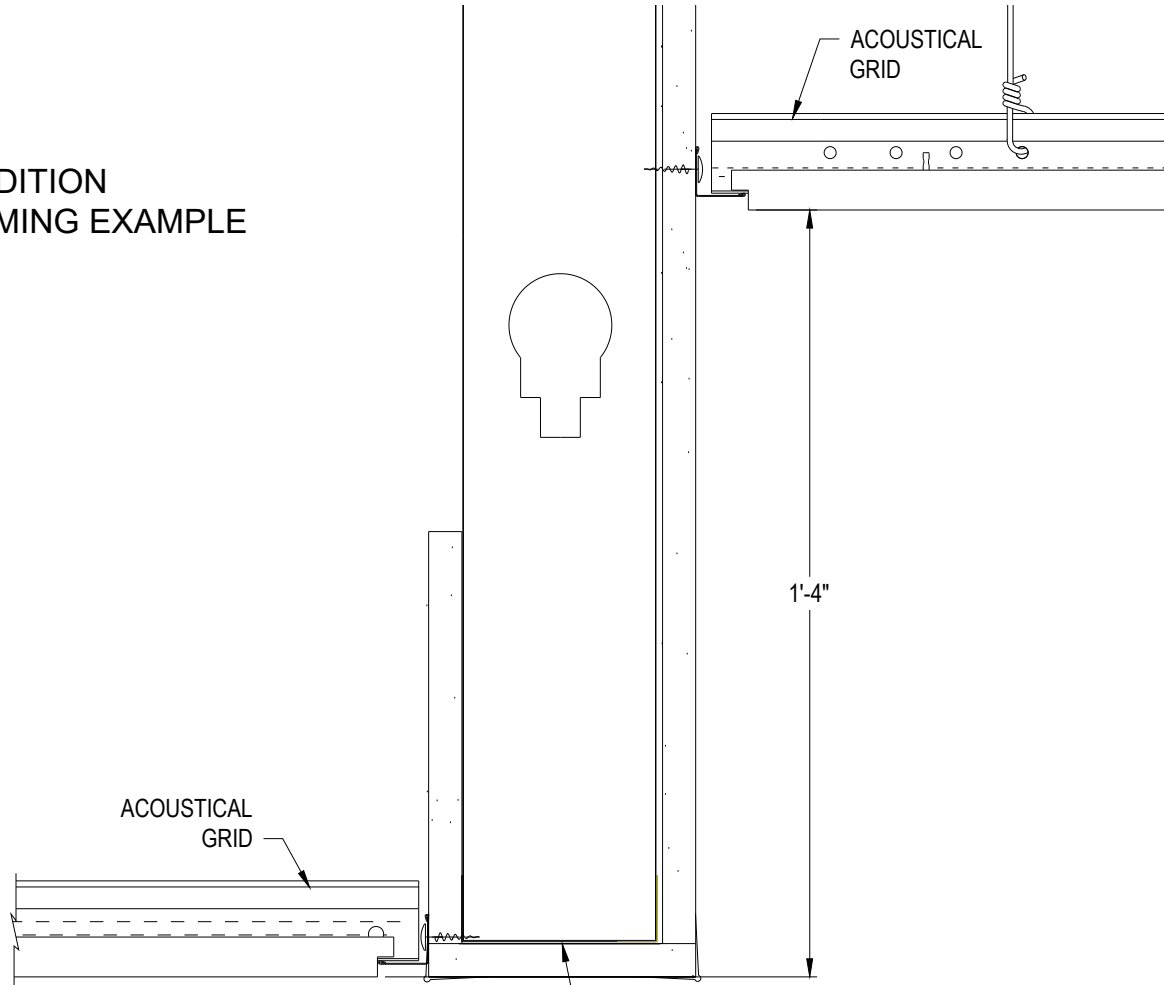
DWG. NO. A-F010-DD-34		REV: .	DATE: .
DATE: 1/31/25	SCALE: 3"=1'-0"	DESC.: .	
DRAWN BY: DAG	CHK BY: .		



CEILING & WALL SOLUTIONS * ARMSTRONG WORLD INDUSTRIES, INC. * Lancaster, PA * Phone: 877-ARMSTRONG



TRADITION
FRAMING EXAMPLE



DD-35

STUD DROP TRANSITION COMPARISON

METAL STUD AND GYPSUM
BOARD VERTICAL TRANSITION

These drawings show typical conditions in which the Armstrong product depicted is installed. They are not a substitute for an architect's or engineer's plan and do not reflect the unique requirements of local building codes, laws, statutes, ordinances, rules and regulations (Legal Requirements) that may be applicable for a particular installation.

Armstrong does not warrant, and assumes no liability for the accuracy or completeness of the drawings for a particular installation or their fitness for a particular purpose. The user is advised to consult with a duly licensed architect or engineer in the particular locale of the installation to assure compliance with all Legal Requirements.

Armstrong is not licensed to provide professional architecture or engineering design services.

PROJECT NAME: STEEL TRANSITION MOLDINGS MASTER SHEET
STUD DROP TRANSITION COMPARISON

DWG. NO. A-F010-DD-35

REV: . DATE: .

DATE: 1/31/25

SCALE: 3"=1'-0"

DESC.: .

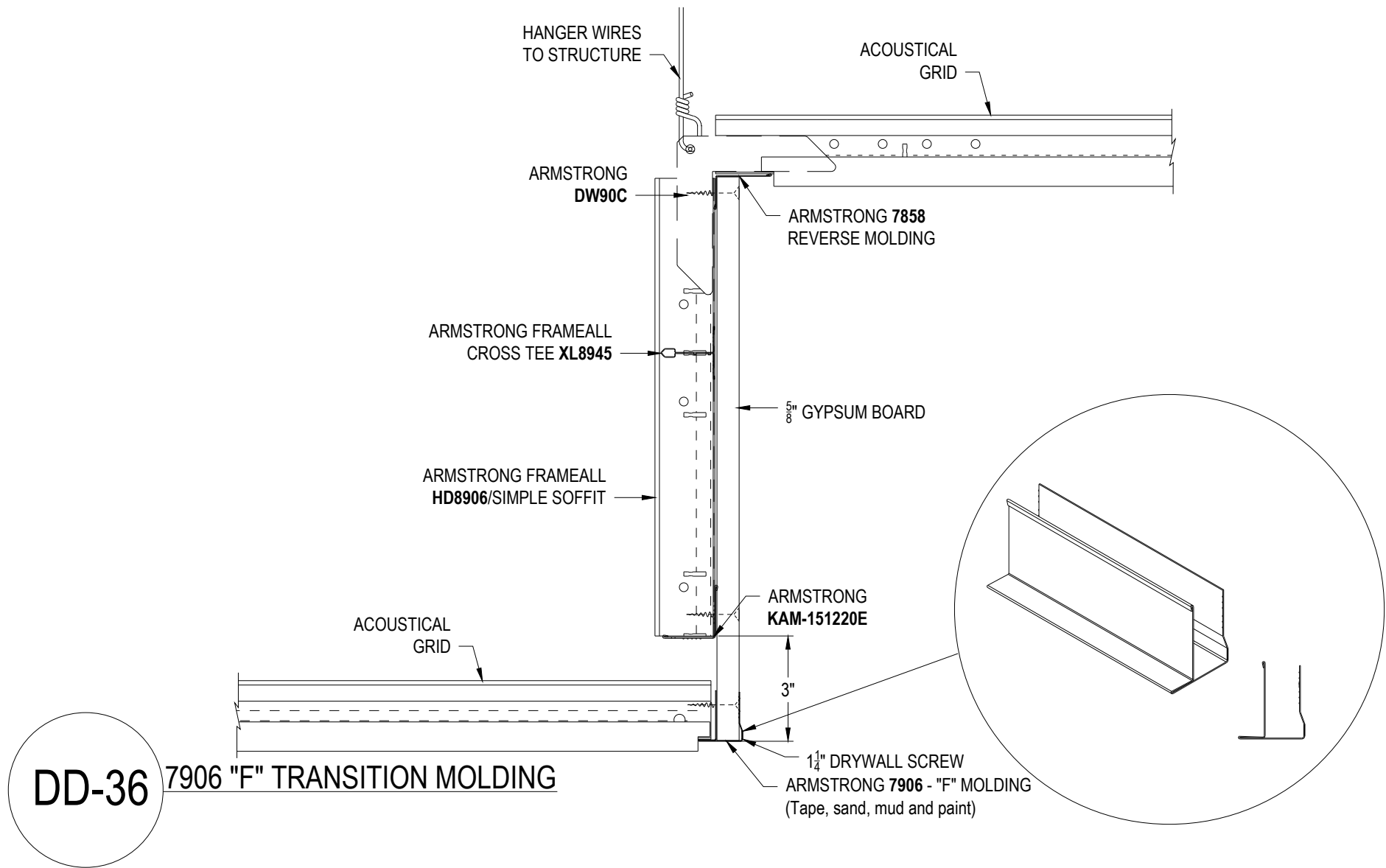
DRAWN BY: DAG

CHK BY: .

TechLine

CEILING & WALL SOLUTIONS * ARMSTRONG WORLD INDUSTRIES, INC. * Lancaster, PA * Phone: 877-ARMSTRONG

Armstrong
World Industries



DD-36 7906 "F" TRANSITION MOLDING

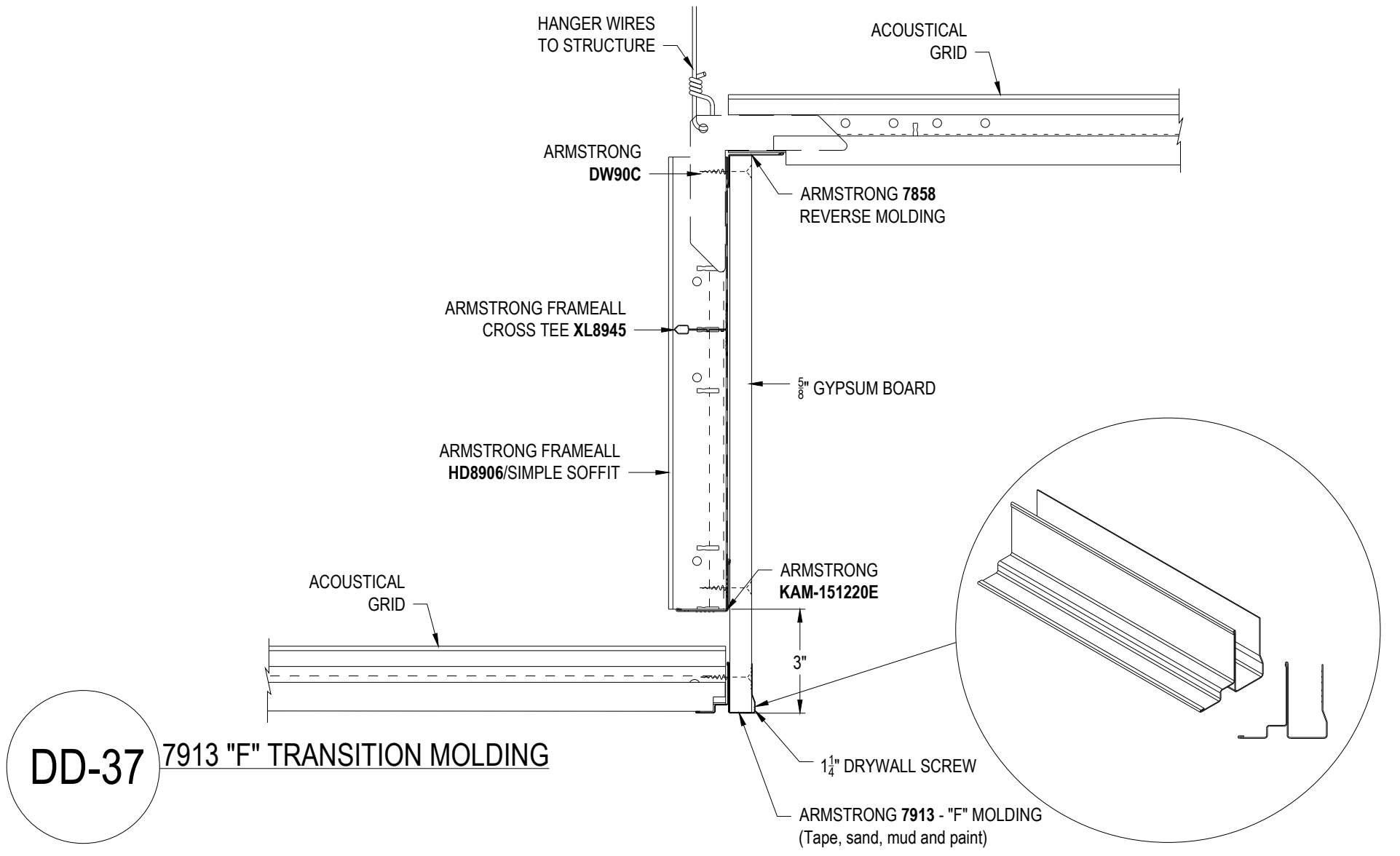
These drawings show typical conditions in which the Armstrong product depicted is installed. They are not a substitute for an architect's or engineer's plan and do not reflect the unique requirements of local building codes, laws, statutes, ordinances, rules and regulations (Legal Requirements) that may be applicable for a particular installation.

Armstrong does not warrant, and assumes no liability for the accuracy or completeness of the drawings for a particular installation or their fitness for a particular purpose. The user is advised to consult with a duly licensed architect or engineer in the particular locale of the installation to assure compliance with all Legal Requirements.

Armstrong is not licensed to provide professional architecture or engineering design services.

PROJECT NAME: **STEEL TRANSITION MOLDINGS MASTER SHEET**
7906 "F" TRANSITION MOLDING

DWG. NO. A-F010-DD-36		REV: .	DATE: .
DATE: 1/31/25	SCALE: 3"=1'-0"	DESC.: .	
DRAWN BY: DAG	CHK BY: .		



DD-37

7913 "F" TRANSITION MOLDING

These drawings show typical conditions in which the Armstrong product depicted is installed. They are not a substitute for an architect's or engineer's plan and do not reflect the unique requirements of local building codes, laws, statutes, ordinances, rules and regulations (Legal Requirements) that may be applicable for a particular installation.

Armstrong does not warrant, and assumes no liability for the accuracy or completeness of the drawings for a particular installation or their fitness for a particular purpose. The user is advised to consult with a duly licensed architect or engineer in the particular locale of the installation to assure compliance with all Legal Requirements.

Armstrong is not licensed to provide professional architecture or engineering design services.

PROJECT NAME: **STEEL TRANSITION MOLDINGS MASTER SHEET**
7913 "F" TRANSITION MOLDING

DWG. NO. **A-F010-DD-37** REV: . DATE: .

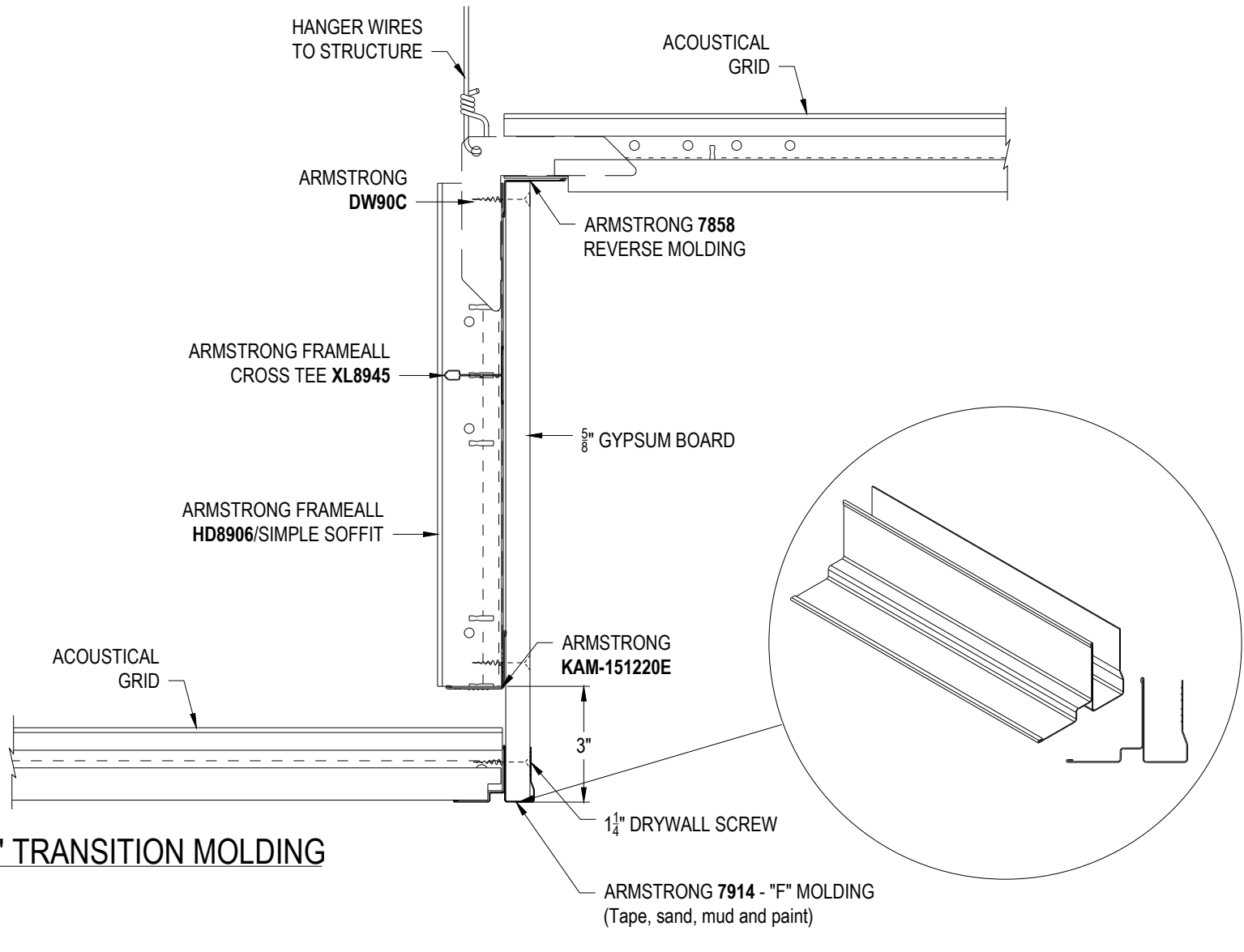
DATE: **1/31/25** SCALE: **3"=1'-0"** DESC.: .

DRAWN BY: **DAG** CHK BY: .



CEILING & WALL SOLUTIONS * ARMSTRONG WORLD INDUSTRIES, INC. * Lancaster, PA * Phone: 877-ARMSTRONG





DD-38

7914 "F" TRANSITION MOLDING

These drawings show typical conditions in which the Armstrong product depicted is installed. They are not a substitute for an architect's or engineer's plan and do not reflect the unique requirements of local building codes, laws, statutes, ordinances, rules and regulations (Legal Requirements) that may be applicable for a particular installation.

Armstrong does not warrant, and assumes no liability for the accuracy or completeness of the drawings for a particular installation or their fitness for a particular purpose. The user is advised to consult with a duly licensed architect or engineer in the particular locale of the installation to assure compliance with all Legal Requirements.

Armstrong is not licensed to provide professional architecture or engineering design services.

PROJECT NAME: **STEEL TRANSITION MOLDINGS MASTER SHEET**
7914 "F" TRANSITION MOLDING

DWG. NO. **A-F010-DD-38** REV: . DATE: .

DATE: **1/31/25** SCALE: **3"=1'-0"** DESC.: .

DRAWN BY: **DAG** CHK BY: .



CEILING & WALL SOLUTIONS * ARMSTRONG WORLD INDUSTRIES, INC. * Lancaster, PA * Phone: 877-ARMSTRONG

